

vtech®

User's Manual

TOUCH LEARNING SYSTEM

MobiGo™



Explore
Your Talents



Dear Parent,

At VTech®, we know how much you enjoy staying on top of the hottest trends and having the most high-tech gadgets around. We also know that your kids feel the same way. With that in mind, we developed **MobiGo™**, a revolutionary way to make learning fun with touch!

MobiGo™ is the next generation of learning. Kids can control how they play, and develop the skills of using touch applications. As kids tap, flick, spin, and drag their way through exciting learning games, they'll experience the same technology and fun as parents do with their touch-screen devices.

When playing with **MobiGo™**, kids can look at, listen to and touch the screen wherever they go to discover a world of fun, while developing knowledge of numbers, letters, spelling, and music which we know is important to you. Learning on the go is now easier than ever with **MobiGo™**.

At VTech, we are dedicated to helping your children uncover their talents. We thank you for your trust in our products that encourage active minds through imaginative play.

Sincerely,

Your friends at VTech®

To learn more about **MobiGo™** and other VTech toys, visit
www.vtechkids.com

INTRODUCTION

Tinker Bell and her friends use their talents every day. Fly to Tinker Nook, Dewdrop Vale, Flower Garden, Sunflower Meadow, and Autumn Forest to help the fairies finish their work.

GETTING STARTED



Insert the cartridge

Make sure the unit is turned off. Insert the **MobiGo™** cartridge with the label side facing up, and push it until it clicks into place. Press the ON button to turn on **MobiGo™**.

User Profile

Personalize your **MobiGo™** by entering your name and creating a user profile. The profile stores your progress and high score information, which can then be uploaded to the web. However, only one user profile can be stored at a time. Other users can still play the **MobiGo™** by touching the guest icon on the profile screen, but their records will not be saved.

To select your user profile, touch your name on the profile screen. To change the profile name, touch the ABC button.

Basic Operation

The easiest and most common way to play with your **MobiGo™** is by using the touch screen. However, there are also a few important hard keys that you'll need to use from time to time.

The Hard Keys

Exit Button

During a game, press this button to exit the game, or press it within a menu to go back to the previous screen.

Help Button

Press this button when you need help in a game.

QWERTY Keyboard

Slide the screen up to reveal the keyboard. Use it to enter your name in the user profile or to give the answers in some letter-related games.

The Touch Screen


The Main Menu

When the cartridge is plugged in, the main menu will appear, showing all of the available games plus the Scepter Gallery, Pouch, and Options icons. Touch a game to select it.



Scepter Gallery

- Look at all the scepters you've created.
- Drag left or right to explore the Scepter Gallery.



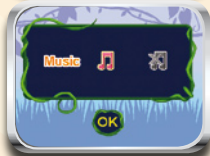
Pouch

- Look at the reward items that you've collected.



Options

Select Options from the main menu to turn the background music on or off.



ACTIVITIES

Level


Choose Easy or Difficult level before each game.



Create a Scepter

Tinker Bell wants to create a new scepter for the autumn revelry. Help Tink create a new scepter by choosing different parts one by one.


Curriculum: Creativity, Shapes, Colors



Skate on Water

Silvermist is water skating with her animal friends in Dewdrop Vale. Follow the outline or connect the dots in the correct order to help Silvermist skate on the water.

Curriculum: Shapes



Flower Blooms

Rosetta is very busy in the Flower Garden. The flowers have decided to play a little game with her. Watch the order in which the flowers open, and then touch them in the same order.




Help Rosetta collect the flower petals to make beautiful new outfits. Look at the pattern of colors on the baskets, and then touch the ant carrying the correctly-colored petal to fill the empty basket.

Curriculum: Memory, Patterns




Fireflies Aglow

Iridessa is going to gather moonlight to light up the fireflies. Touch the moonbeams to help Iridessa fill the light container with moonlight.



Then, help Iridessa sort the fireflies and light them up. Drag the light from the container to the fireflies in the correct order.



Curriculum: Classification, Hand-Eye Coordination

Feed the Squirrels

The squirrels are hungry, so Fawn is going to collect berries to feed them. Brush aside the leaves to find berries, and then help Fawn drag and drop the correct number of berries into the basket.



The squirrels are all hungry! Touch a squirrel to give it a berry.



Curriculum: Counting, Addition and Subtraction, Hand-Eye Coordination

Tinker Together

Tinker Bell has tinkered together a conveyor belt to help with the autumn harvest. Use the keyboard to type the correct letter and replace a gear. When you're done replacing the gears, they might need a little tightening!



Curriculum: Letter Order, Beginning Letters

WEB CONNECTIVITY

Upload your scores to the internet and see how you compare to other players. Achieve new high scores to earn special rewards. Refer to the **MobiGo™** console manual for connection details.

CARE & MAINTENANCE

1. Keep your **MobiGo™** clean by wiping it with a slightly damp cloth. Never use solvents or abrasives.
2. Keep it out of direct sunlight and away from direct sources of heat.
3. Remove the batteries when not using it for an extended period of time.
4. Avoid dropping it. NEVER try to dismantle it.
5. Always keep **MobiGo™** away from water.

WARNING

A very small percentage of the public, due to an existing condition, may experience epileptic seizures or momentary loss of consciousness when viewing certain types of flashing colors or patterns. While the **MobiGo™ Touch Learning System** does not contribute to any additional risks, we do recommend that parents supervise their children while they play video games. If your child experiences dizziness, altered vision, disorientation, or convulsions, discontinue use immediately and consult your physician. Please note that focusing on an LCD screen at close range and handling directional pad controls for a prolonged period of time may cause fatigue or discomfort. We recommend that children take a 15 minute break for every hour of play.

WARNING: All packing materials, such as tape, plastic sheets, wire ties and tags are not part of this toy, and should be discarded for your child's safety.

AVERTISSEMENT : pour la sécurité de votre enfant, débarrassez-vous de tous les produits d'emballage tels que rubans adhésifs, feuilles de plastique, attaches et étiquettes. Ils ne font pas partie du jouet.

Note: Please keep the user's manual as it contains important information.

TROUBLESHOOTING

Please note that if you try to insert or remove a **MobiGo™** cartridge without first turning the unit **OFF**, you may experience a malfunction. If this happens, and the unit does not respond to pressing the **ON/OFF** buttons, disconnect the AC adaptor from the main unit or remove the batteries. Then, reconnect the adaptor, or reinstall the batteries.

TECHNICAL SUPPORT

If you have a problem that cannot be solved by using this manual, we encourage you to visit us online or contact our Consumer Services Department with any problems and/or suggestions that you might have. A support representative will be happy to assist you.

Before requesting support, please be ready to provide or include the information below:

- The name of your product or model number (the model number is typically located on the back or bottom of your product).
- The actual problem you are experiencing.
- The actions you took right before the problem started.

Internet www.vtechkids.com

Phone: 1-800-521-2010 in U.S. or 1-877-352-8697 in Canada



COPYRIGHT NOTICES

Copyright 2010 VTech Electronics North America, L.L.C. All Rights Reserved. VTech and the VTech logo are registered trademarks of VTech. **MobiGo™** is trademark of VTech Electronics North America, L.L.C. All other trademarks are property of their respective owners.

IMPORTANT NOTE:

Creating and developing **MobiGo™ Touch Learning System** products is accompanied by a responsibility that we at **VTech®** take very seriously. We make every effort to ensure the accuracy of the information that forms the value of our products. However, errors sometimes can occur. It is important for you to know that we stand behind our products and encourage you to call our Consumer Services Department at 1-800-521-2010 in the U.S. or 1-877-352-8697 in Canada, with any problems and/or suggestions that you might have. A service representative will be happy to help you.

DISCLAIMER AND LIMITATION OF LIABILITY

VTech[®] Electronics North America, L.L.C. and its suppliers assume no responsibility for any damage or loss resulting from the use of this handbook. **VTech**[®] Electronics North America, L.L.C. and its suppliers assume no responsibility for any loss or claims by third parties that may arise through the use of this software. **VTech**[®] Electronics North America, L.L.C. and its suppliers assume no responsibility for any damage or loss caused by deletion of data as a result of malfunction, dead battery, or repairs. Be sure to make backup copies of important data on other media to protect against data loss.

COMPANY : **VTech**[®] Electronics North America, L.L.C.

ADDRESS : 1155 West Dundee Rd, Suite 130, Arlington Heights, IL
60004 USA

TEL NO.: 1-800-521-2010 in the U.S. or 1-877-352-8697 in Canada

NOTE:

This device complies with Part 15 of the FCC Rules. Operation is subject to the following two conditions:

- (1) this device may not cause harmful interference, and
- (2) this device must accept any interference received, including interference that may cause undesired operation.

This Class B digital apparatus complies with Canadian ices-003.

Cet appareil numérique de la classe b est conforme à la norme nmb-003 du Canada.

This equipment has been tested and found to comply with the limits for a Class B digital device, pursuant to Part 15 of the FCC Rules. These limits are designed to provide reasonable protection against harmful interference in a residential installation. This equipment generates uses and can radiate radio frequency energy and, if not installed and used in accordance with the instructions, may cause harmful interference to radio communications. However, there is no guarantee that interference will not occur in a particular installation. If this equipment does cause harmful interference to radio or television reception, which can be determined by turning the equipment off and on, the user is encouraged to try to correct the interference by one or more of the following measures:

- Reorient or relocate the receiving antenna.
- Increase the separation between the equipment and receiver.
- Connect the equipment into an outlet on a circuit different from that to which the receiver is connected.
- Consult the dealer or an experienced radio/TV technician for help.

Caution: Changes or modifications not expressly approved by the party responsible for compliance could void the user's authority to operate the equipment.