

vtech[®]

Parent's Guide

Fix-It Buddies Toolbox™

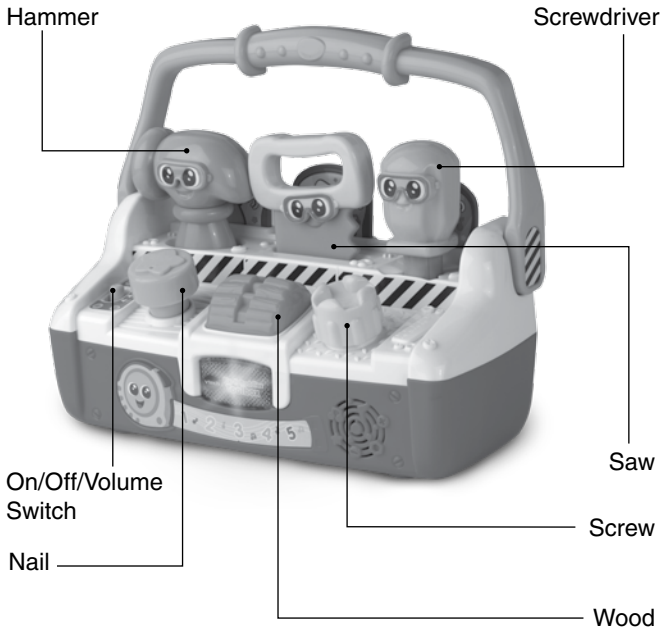


INTRODUCTION

Thank you for purchasing the **Fix-It Buddies Toolbox™** by **VTech®**. This role-play toolbox features realistic tools: hammer, saw and screwdriver. Your little one can tap the nail, saw back and forth on the wood, and turn the screw with the screwdriver—all while learning about colors, numbers and counting. Hear a variety of playful sounds and melodies as the tools are used and replaced in the toolbox.

Hammer

Screwdriver



INCLUDED IN THIS PACKAGE

- One **Fix-It Buddies Toolbox™**
- One hammer
- One screwdriver
- One saw
- One parent's guide

WARNING:

All packing materials such as tape, plastic sheets, packaging locks, removable tags, cable ties and packaging screws are not part of this toy, and should be discarded for your child's safety.

NOTE:

Please keep this parent's guide as it contains important information.

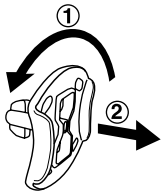
ATTENTION :

Pour la sécurité de votre enfant, débarrassez-vous de tous les produits d'emballage tels que rubans adhésifs, feuilles de plastique, attaches, étiquettes et vis d'emballage. Ils ne font pas partie du jouet.

NOTE :

Il est conseillé de conserver ce guide des parents car il comporte des informations importantes.

Unlock the packaging locks:




- ① Rotate the packaging lock counterclockwise 90 degrees.
- ② Pull out the packaging lock.

GETTING STARTED

BATTERY INSTALLATION

1. Make sure the unit is turned **OFF**.
2. Locate the battery cover on the bottom of the toolbox. Use a screwdriver to loosen the screw.
3. Install 2 new AA (AM-3/LR6) batteries following the diagram inside the battery box. (The use of new alkaline batteries is recommended for maximum performance.)
4. Replace the battery cover and tighten the screw to secure.






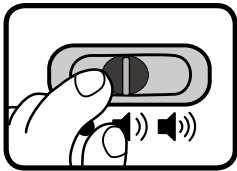
BATTERY NOTICE

- Use new alkaline batteries for maximum performance.
- Use only batteries of the same or equivalent type as recommended.
- Do not mix different types of batteries: alkaline, standard (carbon-zinc) or rechargeable, or new and used batteries.
- Do not use damaged batteries.
- Insert batteries with the correct polarity.
- Do not short-circuit the battery terminals.
- Remove exhausted batteries from the toy.
- Remove batteries during long periods of non-use.
- Do not dispose of batteries in fire.
- Do not charge non-rechargeable batteries.
- Remove rechargeable batteries from the toy before charging (if removable).
- Rechargeable batteries are only to be charged under adult supervision.

PRODUCT FEATURES

1. On/Off/Volume Switch

To turn the unit **On**, slide the **On/Off/Volume Switch** to the **Low Volume**  or **High Volume**  position. You will hear a song, phrase and fun sound. To turn the unit **Off**, slide the **On/Off/Volume Switch** to the **Off**  position.



2. Automatic Shut Off

To preserve battery life, the **Fix-It Buddies Toolbox™** will automatically power down after approximately 90 seconds without input. The unit can be turned on again by pressing any button.

NOTE: If the unit powers down while playing, we suggest changing the batteries.

ACTIVITIES

1. Hammer and Nail

Use the **Hammer** to tap the **Nail** and learn about colors, numbers, counting and hear a variety of playful sounds and melodies. You will also hear playful phrases inviting you to find other tools. The light will flash with the sounds.



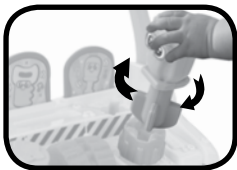
2. Saw and Wood

Use the **Saw** to saw the **Wood** and learn about colors and opposites and hear a variety of playful sounds and melodies. You will also hear playful phrases inviting you to find other tools. The light will flash with the sounds.



3. Screwdriver and Screw

Use the **Screwdriver** to turn the **Screw** and learn about colors and opposites and hear a variety of playful sounds and melodies. You will also hear playful phrases inviting you to turn other tools. The light will flash with the sounds.



4. Tool Slots

Insert or remove the tools from the **Tool Slots** to hear the tools identify themselves and fun characteristics about each tool. You will also hear construction sounds, melodies, and the tools singing songs about themselves. The light will flash with the sounds.



SONG LIST

Song 1

Tap and count, 1-2-3.
Slide the saw back and forth.
Turn the screw round and round.
We'll get the job done quickly.

Song 2

I'm a powerful hammer, I hammer in nails,
Bang, bang, bang, my work is done.

Song 3

I'm a hand saw, I have sharp teeth,
Slide me back and forth to cut the wood.

Song 4

I'm a screwdriver, I turn the screws,
Twist me, turn me, round and round.

MELODY LIST

1. Bingo
2. Alouette
3. Georgie Porgie
4. One, Two, Buckle My Shoe
5. I've Been Working on the Railroad
6. Mary Had a Little Lamb
7. One Man Went to Mow
8. She'll Be Comin' Round the Mountain
9. Skip to My Lou
10. Ta-ra-ra Boom-de-ay
11. Yankee Doodle
12. Chopsticks
13. The Bear Went Over the Mountain

14. Hickory, Dickory, Dock
15. Blow the Man Down
16. Boys and Girls Come Out to Play

CARE & MAINTENANCE

1. Keep the unit clean by wiping it with a slightly damp cloth.
2. Keep the unit out of direct sunlight and away from any direct heat sources.
3. Remove the batteries when the unit is not in use for an extended period of time.
4. Do not drop the unit on a hard surface and do not expose the unit to excess moisture.

TROUBLESHOOTING

If for some reason the unit stops working or malfunctions, please follow these steps:

1. Please turn the unit **OFF**.
2. Interrupt the power supply by removing the batteries.
3. Let the unit stand for a few minutes, then replace the batteries.
4. Turn the unit **ON**. The unit will now be ready to play again.
5. If the product still does not work, replace with an entire set of new batteries.

If the problem persists, please call our Consumer Services Department at 1-800-521-2010 in the U.S. or 1-877-352-8697 in Canada, or by going to our website at vtechkids.com and filling out our Contact Us form located under the Customer Support link. A service representative will be happy to help you.

IMPORTANT NOTE:

Creating and developing **VTech**[®] products is accompanied by a responsibility that we at **VTech**[®] take very seriously. We make every effort to ensure the accuracy of the information, which forms the value of our products. However, errors sometimes can occur. It is important for you to know that we stand behind our products and encourage you to call our Consumer Services Department at 1-800-521-2010 in the U.S. or 1-877-352-8697 in Canada, or by going to our website at vtechkids.com and filling out our Contact Us form located under the Customer Support link with any problems and/or suggestions that you might have. A service representative will be happy to help you.

Note:

This equipment has been tested and found to comply with the limits for a Class B digital device, pursuant to Part 15 of the FCC Rules. These limits are designed to provide reasonable protection against harmful interference in a residential installation. This equipment generates, uses and can radiate radio frequency energy and, if not installed and used in accordance with the instructions, may cause harmful interference to radio communications. However, there is no guarantee that interference will not occur in a particular installation. If this equipment does cause harmful interference to radio or television reception, which can be determined by turning the equipment off and on, the user is encouraged to try to correct the interference by one or more of the following measures:

- Reorient or relocate the receiving antenna.
- Increase the separation between the equipment and receiver.
- Connect the equipment into an outlet on a circuit different from that to which the receiver is connected.
- Consult the dealer or an experienced radio/TV technician for help.

THIS DEVICE COMPLIES WITH PART 15 OF THE FCC RULES. OPERATION IS SUBJECT TO THE FOLLOWING TWO CONDITIONS:
(1) THIS DEVICE MAY NOT CAUSE HARMFUL INTERFERENCE, AND
(2) THIS DEVICE MUST ACCEPT ANY INTERFERENCE RECEIVED, INCLUDING INTERFERENCE THAT MAY CAUSE UNDESIRABLE OPERATION.

CAN ICES-3 (B)/NMB-3(B)

Caution: Changes or modifications not expressly approved by the party responsible for compliance could void the user's authority to operate the equipment.

Supplier's Declaration of Conformity

Trade Name:	VTech®
Model:	5225
Product name:	Fix-It Buddies Toolbox™
Responsible Party:	VTech Electronics North America, LLC
Address:	1156 W. Shure Drive, Suite 200, Arlington Heights, IL 60004
Website:	vtechkids.com



CLASS 1
LED PRODUCT

**Visit our website for more
information about our products,
downloads, resources and more.**

vtechkids.com



TM & © 2019 VTech Holdings Limited.
All rights reserved.

Printed in China.

91-003459-009 (US) (CN)