

**vtech**<sup>®</sup>  
Baby

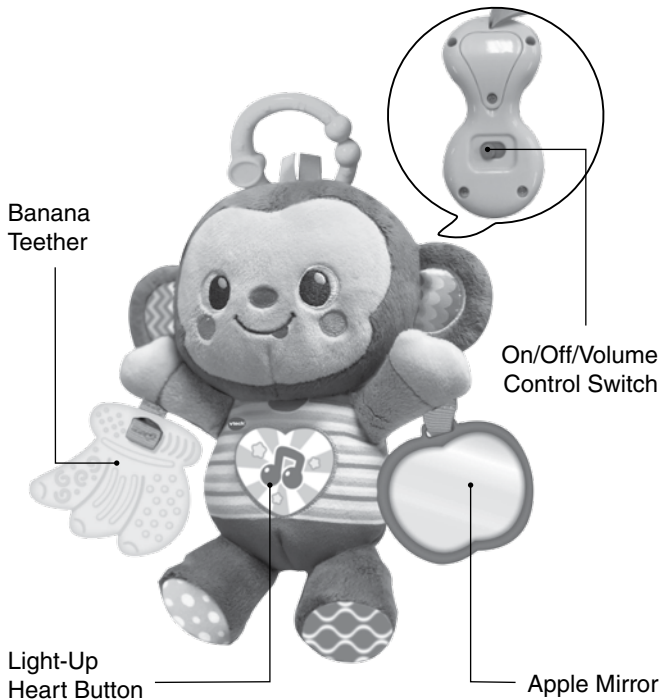
Parent's Guide

# Cuddle & Swing Monkey™



# INTRODUCTION

Thank you for purchasing the **Cuddle & Swing Monkey™**. This cute and cuddly pal features a teether, a mirror and a variety of textures and patterns to stimulate your little one's senses.



# INCLUDED IN THIS PACKAGE

- One Cuddle & Swing Monkey™
- One parent's guide

**WARNING:** All packing materials such as tape, plastic sheets, packaging locks, removable tags, cable ties and packaging screws are not part of this toy, and should be discarded for your child's safety.

**NOTE:** Please keep this parent's guide as it contains important information.

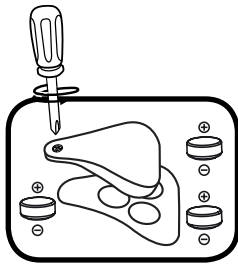
**ATTENTION :** Pour la sécurité de votre enfant, débarrassez-vous de tous les produits d'emballage tels que rubans adhésifs, feuilles de plastique, attaches, étiquettes et vis d'emballage. Ils ne font pas partie du jouet.

**NOTE :** Il est conseillé de conserver ce guide des parents car il comporte des informations importantes.

## GETTING STARTED

### BATTERY INSTALLATION

1. Make sure the unit is turned **OFF**.
2. Locate the battery cover on the electronic module inside the monkey. Use a screwdriver to loosen the screw.
3. Install 3 new LR44 batteries following the diagram inside the battery box. (The use of new alkaline batteries is recommended for maximum performance.)
4. Replace the battery cover and tighten the screw to secure.



**⚠ Warning:**

This product contains a button or coin cell battery. A swallowed button or coin cell battery can cause internal chemical burns in as little as two hours and lead to death. Dispose of used batteries immediately. Keep new and used batteries away from children. If you think batteries might have been swallowed or placed inside any part of the body, seek immediate medical attention.

## **BATTERY NOTICE**

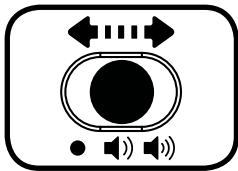
- Use three LR44 Alkaline button cell batteries only for this toy.
- The button cell batteries used with this product should be kept away from small children who might still put things in their mouths. If the button cell batteries are swallowed, consult a doctor immediately.
- Insert the button cell batteries with the correct polarity.
- Do not use damaged button cell batteries.
- Do not short-circuit the button cell battery terminals.
- Remove exhausted button cell batteries from the product.
- Remove button cell batteries during long periods of non-use.
- Do not dispose of button cell batteries in fire.
- Do not charge non-rechargeable button cell batteries.
- Do not mix old and new batteries.
- Do not mix batteries of different types: alkaline, standard (carbonzinc) or rechargeable.

**DO NOT USE RECHARGEABLE BATTERIES.**

# PRODUCT FEATURES

## 1. On/Off/Volume Control Switch

To turn the unit **ON**, slide the **On/Off/Volume Control Switch** to the **Low Volume** (🔊) or **High Volume** (🔊🔊) position. You will hear a short tune, playful sounds, phrases and a song. To turn the unit **OFF**, slide the **On/Off/Volume Control Switch** to the **OFF** (●) position.



## 2. Banana Teether

Soft, textured teether helps soothe teething gums.



## 3. Apple Mirror

Baby-safe mirror is perfect for playing peek-a-boo and developing self-awareness.



## 4. Automatic Shut Off


To preserve battery life, the **Cuddle & Swing Monkey™** will automatically power down after approximately 60 seconds without input. The unit can be turned on again by pressing the light-up heart button.

**Note:** The unit is in try-me mode in the gift box. Slide the **On/Off/Volume Control Switch** to the off position, then turn the unit back on to activate normal play. If the unit powers down while playing, we suggest changing the batteries.

# ACTIVITIES

## 1. Light-Up Heart Button

Press the **Light-Up Heart Button** to hear endearing phrases and a variety of playful songs, sounds and melodies.



## 2. Motion Sensor

Shake the monkey to trigger the motion sensor and hear fun sounds and phrases.



# SONG LYRICS

### Song 1

Up and down, up and down,  
I like to bounce up and down!  
Side to side, side to side,  
I like to swing side to side!

### Song 2

Pat my head,  
Tickle my ears,  
Hold my hands,  
And play with me!

### Song 3

Mmm, mmm, I'm hungry,  
It's time for a snack.  
A red apple or yellow bananas,  
Which one should I eat?

## MELODY LIST

1. Aba Daba Honeymoon
2. Animal Fair
3. Jack Be Nimble
4. Aiken Drum
5. One Man Went to Mow
6. She'll be Coming 'Round the Mountain
7. Sing a Song of Sixpence
8. Did You Ever See a Lassie?
9. Farmer in the Dell
10. And the Green Grass Grew All Around
11. Hickory, Dickory Dock
12. Humpty Dumpty
13. Jack and Jill
14. On Top of Old Smokey
15. Polly Put the Kettle On

## CARE & MAINTENANCE

1. Keep the unit clean by wiping it with a slightly damp cloth.
2. Keep the unit out of direct sunlight and away from any direct heat sources.
3. Remove the batteries when the unit is not in use for an extended period of time.
4. Do not drop the unit on a hard surface and do not expose the unit to excess moisture.

## TROUBLESHOOTING

If for some reason the program/activity stops working, please follow these steps:

1. Turn the unit **OFF**.

2. Interrupt the power supply by removing the batteries.
3. Let the unit stand for a few minutes, then replace the batteries.
4. Turn the unit back **ON**. The unit will now be ready to play again.
5. If the product still does not work, replace with an entire set of new batteries.

If the problem persists, please call our Consumer Services Department at 1-800-521-2010 in the U.S. or 1-877-352-8697 in Canada, or by going to our website at [vtechkids.com](http://vtechkids.com) and filling out our Contact Us form located under the Customer Support link. A service representative will be happy to help you.

**IMPORTANT NOTE:**

Creating and developing **VTech**<sup>®</sup> products is accompanied by a responsibility that we at **VTech**<sup>®</sup> take very seriously. We make every effort to ensure the accuracy of the information, which forms the value of our products. However, errors sometimes can occur. It is important for you to know that we stand behind our products and encourage you to call our Consumer Services Department at 1-800-521-2010 in the U.S. or 1-877-352-8697 in Canada, or by going to our website at [vtechkids.com](http://vtechkids.com) and filling out our Contact Us form located under the Customer Support link with any problems and/or suggestions that you might have. A service representative will be happy to help you.

**Note:**

This equipment has been tested and found to comply with the limits for a Class B digital device, pursuant to Part 15 of the FCC Rules. These limits are designed to provide reasonable protection against harmful interference in a residential installation. This equipment generates, uses and can radiate radio frequency energy and, if not installed and used in accordance with the instructions, may cause harmful interference to radio communications. However, there is no guarantee that interference will not occur in a particular installation. If this equipment does cause harmful interference to radio or television



reception, which can be determined by turning the equipment off and on, the user is encouraged to try to correct the interference by one or more of the following measures:

- Reorient or relocate the receiving antenna.
- Increase the separation between the equipment and receiver.
- Connect the equipment into an outlet on a circuit different from that to which the receiver is connected.
- Consult the dealer or an experienced radio/TV technician for help.

THIS DEVICE COMPLIES WITH PART 15 OF THE FCC RULES. OPERATION IS SUBJECT TO THE FOLLOWING TWO CONDITIONS:  
(1) THIS DEVICE MAY NOT CAUSE HARMFUL INTERFERENCE, AND  
(2) THIS DEVICE MUST ACCEPT ANY INTERFERENCE RECEIVED, INCLUDING INTERFERENCE THAT MAY CAUSE UNDESIRE OPERATION.

*CAN ICES-3 (B)/NMB-3(B)*

**Caution:** Changes or modifications not expressly approved by the party responsible for compliance could void the user's authority to operate the equipment.

#### Supplier's Declaration of Conformity

|                    |  |
|--------------------|--|
| Trade Name:        | VTech®   |
| Model:             | 5134   |
| Product Name:      | Cuddle & Swing Monkey™   |
| Responsible Party: | VTech Electronics North America, LLC                           |
| Address:           | 1156 W. Shure Drive, Suite 200,<br>Arlington Heights, IL 60004 |
| Website:           | vtechkids.com  |

**Visit our website for more  
information about our products,  
downloads, resources and more.**

***vtechkids.com***

Read our complete warranty policy online at  
*vtechkids.com/warranty*

