

vtech[®]

User's Manual

Stack & Discover Rings[™]



© 2003 VTech

Printed in China

91-01581-007 (美)

Dear Parent:

*Ever notice the look on your baby's face when they learn something new through their own discovery? These self-accomplished moments are a parent's greatest reward. To help fulfill them, VTech® created the **Smart Start**® series of toys.*

*These unique interactive learning toys directly respond to what children do naturally - play! Using innovative technology, these toys react to baby's interactions, making each play experience fun and unique as they learn age-appropriate concepts like first words, numbers, shapes, colors and music. More importantly, VTech®'s **Smart Start**® toys develop baby's mental and physical abilities by inspiring, engaging and teaching.*

At VTech®, we know that a child has the ability to do great things. That's why all of our electronic learning products are uniquely designed to develop a child's mind and allow them to learn to the best of their ability. We thank you for trusting VTech® with the important job of helping your child learn and grow!

Sincerely,

Your Friends at VTech®

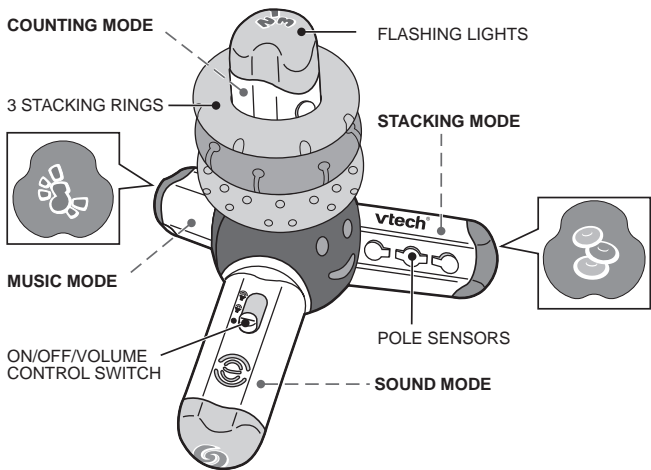
*To learn more about **Smart Start**® and other VTech® toys, visit*

www.vtech.com

INTRODUCTION

Thank you for purchasing the **VTech® Stack & Discover Rings™** learning toy!

The **VTech® Stack & Discover Rings™** learning toy is an interactive stacking toy for infants 9 months and up. Randomly select the mode of play by turning the unit around and around so that each pole has a chance to be stacked upon. The three colorful rings are easy to grasp and stack on the four poles and will provide hours of fun while developing valuable fine motor and coordination skills.



INCLUDED IN THIS PACKAGE

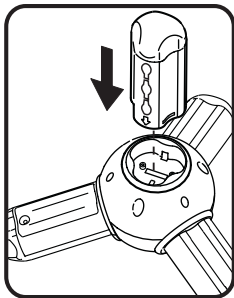
- One VTech® Stack & Discover Rings™ learning toy
- Three stacking rings
- One stacking pole (for assembly)
- One instruction manual

WARNING: All packing materials, such as tape, plastic sheets, wire ties and tags are not part of this toy, and should be discarded for your child's safety.

GETTING STARTED

ASSEMBLY INSTRUCTIONS

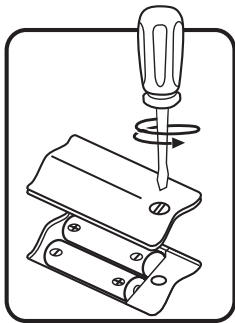
1. Remove the leg from the packaging. Place the stacker on a flat surface with the three poles supporting it.
2. Insert the pole into the recessed area. The pole should snap into place. Gently pull on the pole to ensure that it is attached securely to the unit. Once the pole is snapped into place it cannot be removed.



Note: Adult assembly is recommended.

BATTERY INSTALLATION

1. Make sure the unit is turned **OFF**.
2. Locate the battery cover on the back of one of the poles. Use a screwdriver to loosen the screw.
3. Install 2 new “AA” (UM-3/LR6) batteries following the diagram inside the battery box. (The use of new alkaline batteries is recommended for maximum performance.)
4. Replace the battery cover and tighten the screw to secure the battery cover.





BATTERY NOTICE

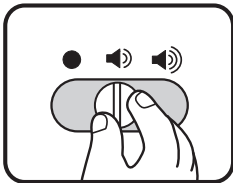
- Install batteries correctly observing the polarity (+, -) signs to avoid leakage.
- Do not mix old and new batteries.
- Do not use batteries of different types.
- Remove exhausted or new batteries from the equipment when the unit will not be used for an extended period of time.
- Do not dispose of batteries in fire.
- Do not attempt to recharge ordinary batteries.
- The supply terminals are not to be short-circuited.
- Only batteries of the same and equivalent type as recommended are to be used.

WE DO NOT RECOMMEND THE USE OF RECHARGEABLE BATTERIES.

PRODUCT FEATURES

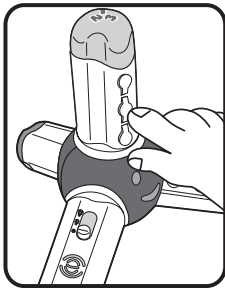
1. ON/OFF VOLUME CONTROL SWITCH

To turn the unit **ON**, slide the **ON/OFF VOLUME CONTROL SWITCH** to the **LOW VOLUME** () or the **HIGH VOLUME** () position. To turn the unit **OFF**, slide the **ON/OFF VOLUME CONTROL SWITCH** to the **OFF** (●) position.



2. AUTOMATIC SHUT-OFF

To preserve battery life, the **VTech® Stack & Discover Rings™** learning toy will automatically power-down after several minutes without input. The stacker can be turned on again by pressing any of the sensors on the pole that are pointing upwards or by changing the modes.

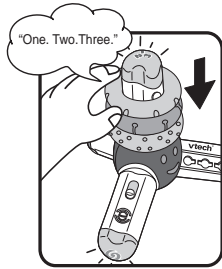



3. FOUR MODES OF PLAY

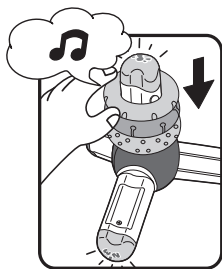
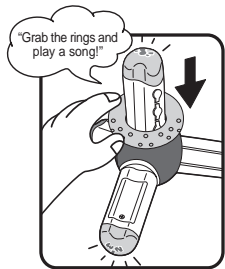
The four modes of play include **Counting**, **Stacking**, **Sounds** and **Music**. The pole that is pointing upwards selects the mode.

ACTIVITIES

1. Once the mode has been selected, stack the rings to hear a response related to the selected mode. When all three rings are stacked on the pole, you will hear a rewarding sound effect or phrase. The lights will flash with all sound responses.



2. In the music mode, stack the rings will activate a melody while the animal SFX jamming into the melody. Adding rings while a melody is playing to jam more animals SFX into the melody. Removing rings while a melody is playing will remove the animal SFX.



3. Press the sensors on the supporting poles to hear random phrases, sounds, short tunes and melodies.

MELODY LIST

1. Ring Around the Rosie
2. Farmer in the Dell
3. Hickory Dickory Dock
4. Row Row Row Your Boat
5. Yankee Doodle
6. A-Tisket A-Tasket

CARE & MAINTENANCE

1. Keep the unit clean by wiping it with a slightly damp cloth.
2. Keep the unit out of direct sunlight and away from any direct heat source.
3. Remove the batteries when the unit is not in use for an extended period of time.
4. Do not drop the unit on hard surfaces and do not expose the unit to moisture or water.

TROUBLESHOOTING

If for some reason the program/activity stops working, please follow these steps:

1. Please turn the unit **OFF**.
2. Interrupt the power supply by removing the batteries.
3. Let the unit stand for a few minutes, then replace the batteries.
4. Turn the unit **ON**. The unit should now be ready to play again.
5. If the product still does not work, replace with an entire set of new batteries.

If the problem persists, please call our Consumer Services Department at 1-800-521-2010 in the U.S. or 1-800-267-7377 in Canada, and a service representative will be happy to help you.

For information on this product warranty, please call **VTech**® at 1-800-521-2010 in the U.S. or 1-800-267-7377 in Canada.

If you misplace any of the rings, you can contact our Consumer Services Department at 1-800-521-2010 in the U.S. or 1-800-267-7737 in Canada, and a service representative would be happy to replace them.

IMPORTANT NOTE:

Creating and developing **Smart Start**[®] products is accompanied by a responsibility that we at **VTech**[®] take very seriously. We make every effort to ensure the accuracy of the information, which forms the value of our products. However, errors sometimes can occur. It is important for you to know that we stand behind our products and encourage you to call our Consumer Services Department at 1-800-521-2010 in the U.S., or 1-800-267-7377 in Canada with any problems and/or suggestions that you might have. A service representative will be happy to help you.

Note:

This equipment generates and uses radio frequency energy and if not installed and used properly, that is, in strict accordance with the manufacturer's instructions, it may cause interference to radio and television reception. It has been type tested and found to comply within the limits for a Class B computing device in accordance with the specifications in Sub-part J of Part 15 FCC Rules, which are designed to provide reasonable protection against such interference in a residential installation. However, there is no guarantee that interference will not occur in a particular installation. If this equipment does cause interference with radio or television reception, which can be determined by turning the equipment off and on, the user is encouraged to try to correct the interference by one or more of the following measures:

- Reorient the receiving antenna
- Relocate this product with respect to the receiver
- Move this product away from the receiver