

vtech[®]
Baby

Parent's Guide

Storytime Rhymes Sheep™



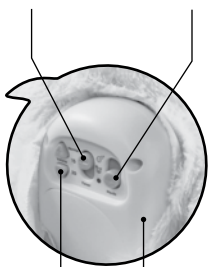

91-003335-000 ©

INTRODUCTION

Thank you for purchasing the **VTech® Storytime Rhymes Sheep™**. This adorable, interactive plush sheep entertains your child by reciting nursery rhymes and playing upbeat songs. At night, switch the sheep to soothing mode for lullabies and stories.

Play/Pause
Button

Timer
Switch On/Off/Mode
Switch



Volume
Buttons Electronic
Module

Music
Button

Light-Up
Star

Story
Button



Storybook

INCLUDED IN THIS PACKAGE

- One **Storytime Rhymes Sheep™**
- One storybook
- One parent's guide

WARNING: All packing materials, such as tape, plastic sheets, packaging locks, removable tags, cable ties and packaging screws are not part of this toy, and should be discarded for your child's safety.


ATTENTION: Pour la sécurité de votre enfant, débarrassez-vous de tous les produits d'emballage tels que rubans adhésifs, feuilles de plastique, attaches, étiquettes et vis d'emballage. Ils ne font pas partie du jouet.

NOTE: Please keep this parent's guide as it contains important information.

GETTING STARTED

BATTERY INSTALLATION

1. Make sure the unit is turned **OFF**.
2. Locate the battery cover on the back of the electronic module inside the sheep. Use a screwdriver to loosen the screw.
3. Install 2 new AAA (AM-4/LR03) batteries following the diagram inside the battery box. (The use of new alkaline batteries is recommended for maximum performance.)
4. Replace the battery cover and tighten the screw to secure.



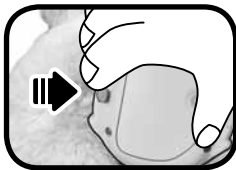
BATTERY NOTICE

- Use new alkaline batteries for maximum performance.
- Use only batteries of the same or equivalent type as recommended.
- Do not mix different types of batteries: alkaline, standard (carbon-zinc) or rechargeable, or new and used batteries.
- Do not use damaged batteries.
- Insert batteries with the correct polarity.
- Do not short-circuit the battery terminals.
- Remove exhausted batteries from the toy.
- Remove batteries during long periods of non-use.
- Do not dispose of batteries in fire.
- Do not charge non-rechargeable batteries.
- Remove rechargeable batteries from the toy before charging (if removable).
- Rechargeable batteries are only to be charged under adult supervision.

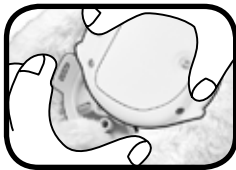
WASHING INSTRUCTIONS

NOTE: Please remove the electronic module from the sheep before washing.

1. To remove the **Electronic Module**, open the hook and loop closure on the back of the sheep. Press and hold the blue button on the bottom left of the **Electronic Module** and pull out the **Electronic Module**.



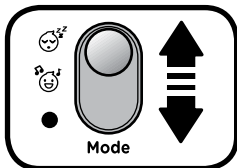
2. To insert the **Electronic Module**, connect the rounded part of the **Electronic Module** to the rounded piece inside the sheep. A click indicates that the **Electronic Module** is correctly attached. Close and secure the hook and loop closure.



PRODUCT FEATURES

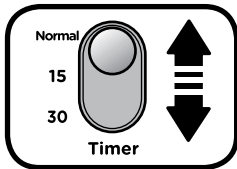
1. On/Off/Mode Switch

To turn the unit **ON**, slide the **On/Off/Mode Switch** to the **Playtime** (😊) or **Soothing Mode** (😴) position. To turn the unit **OFF**, slide the **On/Off/Mode Switch** to the **OFF** (●) position.



2. Timer Switch

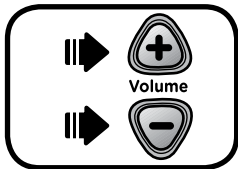
Slide the **Timer Switch** to select your desired time. The **Timer Switch** can only be reset by sliding the **Timer Switch** or **On/Off/Mode Switch**. The timer will also reset if the toy is turned back on by pressing the **Music Button** or **Story Button**.



When using the **Timer**, the **Story Button** will play a sequence of stories and melodies that correspond to the selected mode, the **Music Button** will play a sequence of songs and melodies that correspond to the selected mode.

3. Volume Buttons

Press the **+** **Button** to increase the volume or press the **-** **Button** to decrease the volume. There are 7 volume levels to choose from.



4. Automatic Shut Off

To preserve battery life, the **Storytime Rhymes Sheep™** will power down after the time selected with the **Timer Switch** runs out or around one and a half minutes when the timer switch is set to **Normal**. The unit can be reactivated by pressing the **Music Button** or **Story Button**.

NOTE: If the unit repeatedly powers down or the unit will not turn on, we suggest changing the batteries.

This product is in try-me mode in the packaging. After opening the package, turn the sheep off then on again to proceed with normal play.

ACTIVITIES

1. Play/Pause Button

Press the **Play/Pause Button** one time to pause the unit. Press the **Play/Pause Button** again to resume the unit. The unit will automatically power down if there is no input after 20 seconds from pausing unit.



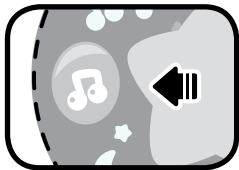
2. Story Button

Press the **Story Button** to play fun sounds and stories when the timer switch is set to **Normal**. The light will flash with the sounds when in **Playtime Mode** and will fade in and out slowly with the sounds when in **Soothing Mode**.



3. Music Button

Press the **Music Button** to play a sequence of songs and melodies. The light will flash with the sounds when in **Playtime Mode** and will fade in and out slowly with the sounds when in **Soothing Mode**.



SONG LIST

1. Mary Had a Little Lamb
2. Old MacDonald
3. Rock-a-Bye Baby
4. Are You Sleeping?

MELODY LIST

1. Baa, Baa Black Sheep
2. Yankee Doodle
3. BINGO
4. Three Little Kittens
5. Goosey, Goosey Gander
6. Good Morning Merry Sunshine
7. Pat-a-Cake
8. Alouette
9. Aiken Drum
10. For He's A Jolly Good Fellow
11. Hush Little Baby
12. All Through the Night
13. Listen to the Mockingbird
14. Where, Oh Where Has My Little Dog Gone?

15. Clementine
16. Glow Worm
17. Lavender's Blue
18. Hickory Dickory Dock
19. Little Boy Blue
20. Brahms' Lullaby
21. Twinkle, Twinkle Little Star
22. Row, Row, Row Your Boat
23. All the Pretty Little Horses
24. Für Elise
25. Beautiful Dreamer
26. Cockles and Mussels
27. London Bridge is Falling Down
28. Frère Jacques
29. Four Seasons - Summer
30. Goodnight Ladies
31. Home Sweet Home
32. Irish Lullaby
33. The Magic Flute
34. Moonlight Sonata
35. Ride a Cock Horse to Banbury Cross
36. Ode To Joy
37. Scarborough Fair
38. Did You Ever See a Lassie?
39. Ring Around the Rosy
40. Teddy Bears' Picnic
41. Alphabet Song
42. Old King Cole
43. One, Two, Buckle My Shoe
44. Buffalo Gals

45. Jack & Jill
46. Skip to My Lou
47. Daring Young Man on the Flying Trapeze
48. Oh Dear! What Can the Matter Be?
49. Sing a Song of Sixpence
50. Humpty Dumpty

CARE & MAINTENANCE

1. Keep the unit clean by wiping it with a slightly damp cloth.
2. Keep the unit out of direct sunlight and away from any direct heat source.
3. Remove the batteries when the unit will not be in use for an extended period of time.
4. Do not drop the unit on hard surfaces and do not expose the unit to moisture or water.
5. The sheep is hand washable. Please remove the electronic module and follow the care instructions on the label.

TROUBLESHOOTING

If for some reason the program/activity stops working or malfunctions, please follow these steps:

1. Please turn the unit **OFF**.
2. Interrupt the power supply by removing the batteries.
3. Let the unit sit for a few minutes, then replace the batteries.
4. Turn the unit **ON**. The unit should now be ready to play again.
5. If the product still does not work, replace with an entire set of new batteries.

If the problem persists, please call our Consumer Services Department at 1-800-521-2010 in the U.S. or 1-877-352-8697 in Canada, or by going to our website at vtechkids.com and filling out our Contact Us form located under the Customer Support link. A service representative will be happy to help you.

IMPORTANT NOTE:

Creating and developing **VTech®** products is accompanied by a responsibility that we at **VTech®** take very seriously. We make every effort to ensure the accuracy of the information, which forms the value of our products. However, errors sometimes can occur. It is important for you to know that we stand behind our products and encourage you to call our Consumer Services Department at 1-800-521-2010 in the U.S. or 1-877-352-8697 in Canada, or by going to our website at vtechkids.com and filling out our Contact Us form located under the Customer Support link with any problems and/or suggestions that you might have. A service representative will be happy to help you.

Note:

This equipment has been tested and found to comply with the limits for a Class B digital device, pursuant to Part 15 of the FCC Rules. These limits are designed to provide reasonable protection against harmful interference in a residential installation. This equipment generates, uses and can radiate radio frequency energy and, if not installed and used in accordance with the instructions, may cause harmful interference to radio communications. However, there is no guarantee that interference will not occur in a particular installation. If this equipment does cause harmful interference to radio or television reception, which can be determined by turning the equipment off and on, the user is encouraged to try to correct the interference by one or more of the following measures:

- Reorient or relocate the receiving antenna.
- Increase the separation between the equipment and receiver.
- Connect the equipment into an outlet on a circuit different from that to which the receiver is connected.
- Consult the dealer or an experienced radio/TV technician for help.

THIS DEVICE COMPLIES WITH PART 15 OF THE FCC RULES. OPERATION IS SUBJECT TO THE FOLLOWING TWO CONDITIONS:
(1) THIS DEVICE MAY NOT CAUSE HARMFUL INTERFERENCE, AND
(2) THIS DEVICE MUST ACCEPT ANY INTERFERENCE RECEIVED, INCLUDING INTERFERENCE THAT MAY CAUSE UNDESIRABLE OPERATION.

CAN ICES-3 (B)/NMB-3(B)

Caution: Changes or modifications not expressly approved by the party responsible for compliance could void the user's authority to operate the equipment.



PRODUCT WARRANTY

This Warranty is applicable only to the original purchaser, is non-transferable and applies only to "VTech" products or parts. This product is covered by a 3-month Warranty from the original purchase date, under normal use and service, against defective workmanship and materials. This Warranty does not apply to (a) consumable parts, such as batteries; (b) cosmetic damage, including but not limited to scratches and dents; (c) damage caused by use with non-VTech products; (d) damage caused by accident, misuse, unreasonable use, immersion in water, neglect, abuse, battery leakage, or improper installation, improper service, or other external causes; (e) damage caused by operating the product outside the permitted or intended uses described by VTech in the owner's manual; (f) a product or part that has been modified (g) defects caused by normal wear and tear or otherwise due to the normal aging of the product; or (h) if any VTech serial number has been removed or defaced.

Prior to returning a product for any reason, please notify the VTech Consumer Services Department by going to our website at vtechkids.com, filling out our Contact Us form located under the Customer Support link or calling 1-800-521-2010.

If the service representative is unable to resolve the issue, you will be provided instructions on how to return the product and have it replaced under Warranty. Return of the product under Warranty must adhere to the following rules: If VTech believes that there may be a defect in the materials or workmanship of the product and can confirm the purchase date and location of the product, we will at our discretion replace the product with a new unit or product of comparable value. A replacement product or parts assumes the remaining Warranty of the original product or 30 days from the date of replacement, whichever provides longer coverage.

THIS WARRANTY AND THE REMEDIES SET FORTH ABOVE ARE EXCLUSIVE AND IN LIEU OF ALL OTHER WARRANTIES, REMEDIES AND CONDITIONS, WHETHER ORAL, WRITTEN, STATUTORY, EXPRESS OR IMPLIED. IF VTECH CANNOT LAWFULLY DISCLAIM STATUTORY OR IMPLIED WARRANTIES THEN TO THE EXTENT PERMITTED BY LAW, ALL SUCH WARRANTIES SHALL BE LIMITED TO THE DURATION OF THE EXPRESS WARRANTY AND TO THE REPLACEMENT SERVICE AS DETERMINED BY VTECH IN ITS SOLE DISCRETION.

To the extent permitted by law, VTech will not be responsible for direct, special, incidental or consequential damages resulting from any breach of Warranty.

This Warranty is not intended to persons or entities outside the United States of America. Any disputes resulting from this Warranty shall be subject to the final and conclusive determination of VTech.

**Visit our website for more
information about our products,
downloads, resources and more.**

vtechkids.com

