

vtech[®]

User's Manual

Twist & Learn Gorilla Pals™



© 2009 VTech
In China gedruckt
91-101800-000-000 (美)

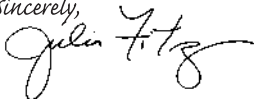
Dear Parent,

Ever notice the look on your baby's face when they learn something new through their own discovery? These self-accomplished moments are a parent's greatest reward. To help fulfill them, VTech® created the **Jungle Gym®** series of toys.

These unique interactive learning toys directly respond to what children do naturally – play! Using innovative technology, these toys react to baby's interactions, making each play experience fun and unique as they learn age-appropriate concepts like first words, numbers, shapes, colors and music. More importantly, VTech®'s **Jungle Gym®** toys develop baby's mental and physical abilities by inspiring, engaging and teaching.

At VTech®, we know that a child has the ability to do great things. That's why all of our electronic learning products are uniquely designed to develop a child's mind and allow them to learn to the best of their ability. We thank you for trusting VTech® with the important job of helping your child learn and grow!

Sincerely,



Julia Fitzgerald
Vice President, Marketing
VTech Electronics, NA

To learn more about the **Jungle Gym®** series and other VTech® toys, visit www.vtechkids.com

INTRODUCTION

Thank you for purchasing the **VTech® Jungle Gym™ Twist & Learn Gorilla Pals™!**

The **VTech® Jungle Gym™ Twist & Learn Gorilla Pals™** is a set of playful jungle themed dumbbells. Lift them up and down to hear an assortment of fun phrases and silly sounds. Two playful chants keep toddlers actively engaged. Grab your jungle friends and play!



INCLUDED IN THIS PACKAGE

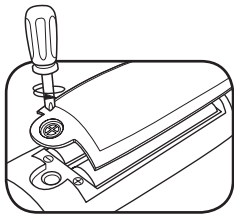
- Two VTech® Jungle Gym™ Twist & Learn Gorilla Pals™
- One instruction manual

WARNING: All packing materials, such as tape, plastic sheets, wire ties and tags are not part of this toy, and should be discarded for your child's safety.

GETTING STARTED

BATTERY INSTALLATION

1. Make sure the unit is turned **OFF**.
2. Locate the battery cover on the back of the unit. Use a screwdriver to loosen the screw.
3. Install 2 new 'AAA' (AM-4/LR03) batteries following the diagram inside the battery box. The use of new alkaline batteries is recommended for maximum performance.
4. Replace the battery cover and tighten the screw to secure the battery cover.



BATTERY NOTICE

- Install batteries correctly observing the polarity (+, -) signs to avoid leakage.
- Do not mix old and new batteries.
- Do not mix batteries of different types: alkaline, standard (carbon-zinc) or rechargeable (nickel-cadmium).

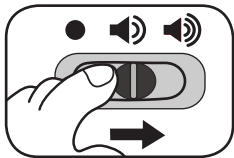
- Remove the batteries from the equipment when the unit will not be used for an extended period of time
- Always remove exhausted batteries from the equipment.
- Do not dispose of batteries in fire.
- Do not attempt to recharge ordinary batteries.
- The supply terminals are not to be short-circuited.
- Only batteries of the same and equivalent type as recommended are to be used.

WE DO NOT RECOMMEND THE USE OF RECHARGEABLE BATTERIES.

PRODUCT FEATURES

1. ON/OFF/VOLUME CONTROL SWITCH

To turn the unit **ON**, slide the **ON/OFF/VOLUME CONTROL SWITCH** to the **LOW VOLUME** (🔊) or the **HIGH VOLUME** (🔊) position. To turn the unit **OFF**, slide the **ON/OFF/VOLUME CONTROL SWITCH** to the **OFF** (●) position.

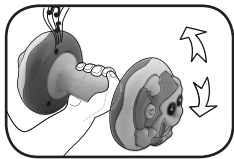
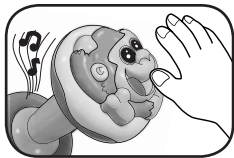
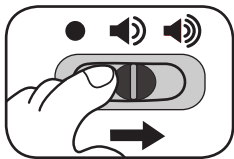


2. AUTOMATIC SHUT-OFF

To preserve battery life, the **VTech® Jungle Gym™ Twist & Learn Gorilla Pals™** will automatically power-down after approximately 30 seconds without input. The unit can be turned on again by pressing any button.

ACTIVITIES

1. Slide the **on/off/volume control switch** to turn the unit on. You will hear a sung song, a welcoming phrase and playful sounds in the talking dumbbell and a fun phrase and sounds in the sound effects dumbbell. The light will flash with the sound.
2. Press the **gorilla button** on the talking dumbbell to hear a variety of phrases, sounds or a sung song. Press the **gorilla button** on the sound effects dumbbell to hear a variety of playful sounds. The light will flash with sound.
3. Lift the dumbbells up and down to hear a variety of playful phrases, sounds and sung songs in the talking dumbbell and a variety of fun sounds in the sound effects dumbbell. The light will flash with the sound.



SUNG SONG LYRICS

SONG 1

Grab your jungle friends,
Lift them up and say!
I am number one,
I am number one!

SONG 2

Moving your body everyday,
Makes you stronger in every way!

CARE & MAINTENANCE

1. Keep the unit clean by wiping it with a slightly damp cloth.
2. Keep the unit out of direct sunlight and away from any direct heat source.
3. Remove the batteries when the unit will not be in use for an extended period of time.
4. Do not drop the unit on hard surfaces and do not expose the unit to moisture or water.

TROUBLESHOOTING

If for some reason the program/activity stops working, please follow these steps:

1. Please turn the unit **OFF**.
2. Interrupt the power supply by removing the batteries.
3. Let the unit stand for a few minutes, then replace the batteries.
4. Turn the unit **ON**. The unit should now be ready to play again.
5. If the product still does not work, replace with an entire set of new batteries.

If the problem persists, please call our Consumer Services Department at 1-800-521-2010 in the U.S. or 1-877-352-8697 in Canada, and a service representative will be happy to help you.

For information on this product's warranty, please call our Consumer Services Department at 1-800-521-2010 in the U.S. or 1-877-352-8697 in Canada.

IMPORTANT NOTE:

Creating and developing **Active Play** products is accompanied by a responsibility that we at **VTech®** take very seriously. We make every effort to ensure the accuracy of the information, which forms the value of our products. However, errors sometimes can occur. It is important for you to know that we stand behind our products and encourage you to call our Consumer Services Department at 1-800-521-2010 in the U.S., or 1-877-352-8697 in Canada, with any problems and/or suggestions that you might have. A service representative will be happy to help you.

FCC Notice:

This equipment has been tested and found to comply with the limits for a Class B digital device, pursuant to Part 15 of the FCC Rules. These limits are designed to provide reasonable protection against harmful interference in a residential installation. This equipment generates, uses and can radiate radio frequency energy and, if not installed and used in accordance with the instructions, may cause harmful interference to radio communications. However, there is no guarantee that interference will not occur in a particular installation. If this equipment does cause harmful interference to radio or television reception, which can be determined by turning the equipment off and on, the user is encouraged to try to correct the interference by one or more of the following measures:

- Reorient or relocate the receiving antenna
- Increase the separation between the equipment and receiver

- Connect the equipment into an outlet on a circuit different from that to which the receiver is connected
- Consult the dealer or an experienced radio/TV technician for help

Caution: Changes or modifications not expressly approved by the party responsible for compliance could void the user's authority to operate the equipment.

THIS DEVICE COMPLIES WITH PART 15 OF THE FCC RULES. OPERATION IS SUBJECT TO THE FOLLOWING TWO CONDITIONS: (1) THIS DEVICE MAY NOT CAUSE HARMFUL INTERFERENCE, AND (2) THIS DEVICE MUST ACCEPT ANY INTERFERENCE RECEIVED, INCLUDING INTERFERENCE THAT MAY CAUSE UNDESIRE OPERATION.

THIS CLASS B DIGITAL APPARATUS COMPLIES WITH CANADIAN ICES-003.

CET APPAREIL NUMÉRIQUE DE LA CLASSE B EST CONFORME À LA NORME NMB-003 DU CANADA.