

vtech[®]

Parent's Guide

Follow Me Franklin[™]



INTRODUCTION

Thank you for purchasing **Follow Me Franklin™**. This adorable little bear skates, spins and wobbles across the floor, encouraging your little one to dance and crawl after him. When your child gets close, Franklin reacts with playful sounds and silly and encouraging phrases. Five colorful shape buttons on Franklin's shirt introduce letters, numbers, colors, music and more.

On/Off/Mode
Selector



Light-Up Heart

Volume Control
Switch



Shape
Buttons

Sensor Control
Switch

INCLUDED IN THIS PACKAGE

- One **Follow Me Franklin™**
- One parent's guide

WARNING:

All packing materials such as tape, plastic sheets, packaging locks, removable tags, cable ties and packaging screws are not part of this toy, and should be discarded for your child's safety.

NOTE:

Please keep this parent's guide as it contains important information.

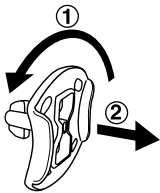
ATTENTION :

Pour la sécurité de votre enfant, débarrassez-vous de tous les produits d'emballage tels que rubans adhésifs, feuilles de plastique, attaches, étiquettes et vis d'emballage. Ils ne font pas partie du jouet.

NOTE :

Il est conseillé de conserver ce guide des parents car il comporte des informations importantes.

Unlock the packaging locks:




- ① Rotate the packaging lock counterclockwise 90 degrees.
- ② Pull out the packaging lock.

GETTING STARTED

BATTERY INSTALLATION

1. Make sure the unit is turned **OFF**.
2. Locate the battery cover on the bottom of the bear. Use a screwdriver to loosen the screw.
3. Install 4 new AA (LR6/AM-3) batteries following the diagram inside the battery box. (The use of new, alkaline batteries is recommended for maximum performance.)
4. Replace the battery cover and tighten the screw to secure.






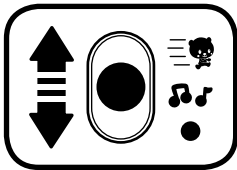
BATTERY NOTICE

- Use new alkaline batteries for maximum performance.
- Use only batteries of the same or equivalent type as recommended.
- Do not mix different types of batteries: alkaline, standard (carbon-zinc) or rechargeable, or new and used batteries.
- Do not use damaged batteries.
- Insert batteries with the correct polarity.
- Do not short-circuit the battery terminals.
- Remove exhausted batteries from the toy.
- Remove batteries during long periods of non-use.
- Do not dispose of batteries in fire.
- Do not charge non-rechargeable batteries.
- Remove rechargeable batteries from the toy before charging (if removable).
- Rechargeable batteries are only to be charged under adult supervision.



PRODUCT FEATURES

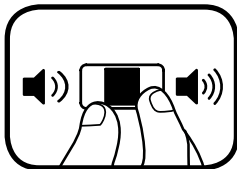
1. On/Off/Mode Selector

To turn the unit **On**, slide the **On/Off/Mode** selector to the Dancing mode  or the Catch Me mode  position. You will hear a song, a phrase and a sound. To turn the unit **Off**, slide the **On/Off/Mode** selector to the **Off**  position.





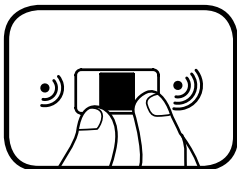
2. Volume Switch

To adjust the volume, slide the **Volume** switch to the **Low Volume**  or **High Volume**  position.



3. Sensor Control Switch

Slide the **Sensor Control** switch to the **High**  or **Low**  position to adjust the sensitivity of Franklin's front and back sensors.



4. Automatic Shut Off

To preserve battery life, **Follow Me Franklin™** will automatically power down after approximately 70 seconds without input. The unit can be turned on again by pressing any button.

NOTE: If the unit powers down during playing, we suggest changing the batteries.

ACTIVITIES

1. Shape Buttons

Press the five **Shape** buttons to learn letters, numbers, shapes, colors, sing along songs and music. Franklin will dance and move in response to the voice and sound responses if he is on the floor. Franklin's heart will flash with the sounds.



2. Front and Back Sensors

Franklin is equipped with special sensors on the front and back of his skates. Come near the sensors to activate them and see Franklin skate away or dance and respond with playful phrases, music and sounds. Franklin's heart will flash with the sounds.



3. Pick-Up Sensor

Franklin has a special sensor on the bottom of one of his skates and knows when he has been picked up. Each time you pick up Franklin, he will respond with a cute phrase. Franklin's heart will flash with the sounds.



SONG LYRICS

Song 1

One, two, three, can you catch me?
I put my skates on, I'm skating away.
One, two three, come dance with me,
It would be more fun if you could join me!

Song 2

Listening to music is so sweet.
Pop music has a really fun beat.
It makes me want to move my feet.
Dancing with you is such a treat!

Song 3

I bop my head from side to side,
and wave my hands up in the air.
I move my feet and spin around,
That's how I like to boogie down.
Try it with me, boogie down!
Bop, wave, spin around!

MELODY LIST

1. Bear Went Over the Mountain
2. Good Morning Merry Sunshine
3. Humpty Dumpty
4. Here We Go Looby Loo
5. Chicken Reel
6. Old MacDonald
7. Farmer in the Dell
8. Oh! Susanna
9. Froggy Went A Courtin'
10. Skip to My Lou
11. Do You Know the Muffin Man?
12. Shoo Fly Don't Bother Me

13. Alphabet Song
14. A-Tisket, A-Tasket
15. Blow the Man Down

CARE & MAINTENANCE

1. Keep the unit clean by wiping it with a slightly damp cloth.
2. Keep the unit out of direct sunlight and away from any direct heat sources.
3. Remove the batteries when the unit is not in use for an extended period of time.
4. Do not drop the unit on a hard surface and do not expose the unit to excess moisture.
5. For best performance, we recommend that you use new batteries. Otherwise the unit may move slowly.
6. We recommend that you avoid playing with the unit in bright sunlight or outdoors. Bright light will negatively affect the sensors.
7. We recommend that you play with this unit in open spaces that are free of obstacles to prevent the toy from running into objects.
8. For the best performance, we do not recommend playing with the unit on thick carpet or rugs. Solid, smooth surfaces are the best.
9. If you receive an abnormal response or no response at all from the unit, please turn the unit **OFF**, replace the batteries and then turn the unit **ON** again.
10. We recommend always playing with this toy on clean surfaces. Dirt on the wheels could cause damage to the unit.
11. If the unit starts moving slowly, this is a sign that the batteries are low on power. We recommend replacing the batteries with an entire set of new batteries.
12. Do not roll the unit on your child's clothing, body or hair while the toy is turned on. If something gets caught in the wheels while the unit is turned on, slide the mode selector switch to the **OFF** position.

TROUBLESHOOTING

If for some reason the program/activity stops working, please follow these steps:

1. Turn the unit **OFF**.
2. Interrupt the power supply by removing the batteries.
3. Let the unit stand for a few minutes, then replace the batteries.
4. Turn the unit back **ON**. The unit will now be ready to play again.
5. If the product still does not work, replace with an entire set of new batteries.

If the problem persists, please call our Consumer Services Department at 1-800-521-2010 in the U.S. or 1-877-352-8697 in Canada, or by going to our website at vtechkids.com and filling out our Contact Us form located under the Customer Support link. A service representative will be happy to help you.

IMPORTANT NOTE:

Creating and developing **VTech®** products is accompanied by a responsibility that we take very seriously. We make every effort to ensure the accuracy of the information, which forms the value of our products. However, errors sometimes can occur. It is important for you to know that we stand behind our products and encourage you to call our Consumer Services Department at 1-800-521-2010 in the U.S. or 1-877-352-8697 in Canada, or by going to our website at vtechkids.com and filling out our Contact Us form located under the Customer Support link with any problems and/or suggestions that you might have. A service representative will be happy to help you.

Note:

This equipment has been tested and found to comply with the limits for a Class B digital device, pursuant to Part 15 of the FCC Rules. These limits are designed to provide reasonable protection against harmful interference in a residential installation. This equipment generates, uses and can radiate radio frequency energy and, if not

installed and used in accordance with the instructions, may cause harmful interference to radio communications. However, there is no guarantee that interference will not occur in a particular installation. If this equipment does cause harmful interference to radio or television reception, which can be determined by turning the equipment off and on, the user is encouraged to try to correct the interference by one or more of the following measures:

- Reorient or relocate the receiving antenna.
- Increase the separation between the equipment and receiver.
- Connect the equipment into an outlet on a circuit different from that to which the receiver is connected.
- Consult the dealer or an experienced radio/TV technician for help.

Supplier's Declaration of Conformity

Trade Name:	VTech®
Model:	5228
Product Name:	Follow Me Franklin™
Responsible Party:	VTech Electronics North America, LLC
Address:	1156 W. Shure Drive, Suite 200, Arlington Heights, IL 60004
Website:	vtechkids.com

THIS DEVICE COMPLIES WITH PART 15 OF THE FCC RULES. OPERATION IS SUBJECT TO THE FOLLOWING TWO CONDITIONS:
(1) THIS DEVICE MAY NOT CAUSE HARMFUL INTERFERENCE, AND
(2) THIS DEVICE MUST ACCEPT ANY INTERFERENCE RECEIVED, INCLUDING INTERFERENCE THAT MAY CAUSE UNDESIRE OPERATION.

Caution: Changes or modifications not expressly approved by the party responsible for compliance could void the user's authority to operate the equipment.

**Visit our website for more
information about our products,
downloads, resources and more.**

vtechkids.com

Read our complete warranty policy online at
vtechkids.com/warranty



TM & © 2019 VTech Holdings Limited.
All rights reserved.

Printed in China.

91-003401-016 (S) (SM)