

vtech[®]
Baby

Parent's Guide

Play & Move Puppy Tunes™



91-003443-000 US

INTRODUCTION

Thank you for purchasing the **VTech® Play & Move Puppy Tunes™!** Press the music button and start dancing! Explore the drum, piano and saxophone while listening to pop, classical and jazz music styles.

On/Off/Volume
Control Switch

Flashing
Lights

Music Button

Instrument
Buttons



INCLUDED IN THIS PACKAGE

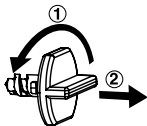
- One Play & Move Puppy Tunes™
- One parent's guide

WARNING: All packing materials, such as tape, plastic sheets, packaging locks, removable tags, cable ties and packaging screws are not part of this toy, and should be discarded for your child's safety.

ATTENTION: Pour la sécurité de votre enfant, débarrassez vous de tous les produits d'emballage tels que rubans adhésifs, feuilles de plastique, attaches, étiquettes et vis d'emballage. Ils ne font pas partie du jouet.

NOTE: Please keep this parent's guide as it contains important information.

Unlock the packaging locks:

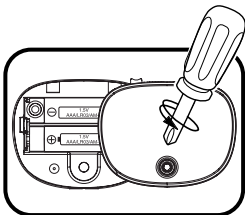


- ① Turn the packaging lock counter-clockwise several times.
- ② Pull out and discard the packaging lock.

GETTING STARTED

BATTERY INSTALLATION

1. Make sure the unit is turned **OFF**.
2. Locate the battery cover on the back of the unit. Use a screwdriver to loosen the screw.
3. Install 2 new AAA (AM-4/LR03) batteries following the diagram inside the battery box. (The use of new alkaline batteries is recommended for maximum performance.)
4. Replace the battery cover and tighten the screws to secure.



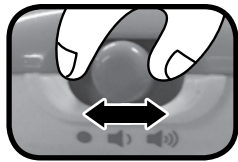
BATTERY NOTICE

- Use new alkaline batteries for maximum performance.
- Use only batteries of the same or equivalent type as recommended.
- Do not mix different types of batteries: alkaline, standard (carbon-zinc) or rechargeable, or new and used batteries.
- Do not use damaged batteries.
- Insert batteries with the correct polarity.
- Do not short-circuit the battery terminals.
- Remove exhausted batteries from the toy.
- Remove batteries during long periods of non-use.
- Do not dispose of batteries in fire.
- Do not charge non-rechargeable batteries.
- Remove rechargeable batteries from the toy before charging (if removable).
- Rechargeable batteries are only to be charged under adult supervision.

PRODUCT FEATURES

1. On/Off/Volume Control Switch

To turn the unit **ON**, slide the **On/Off/Volume Control Switch** to the **Low Volume** (🔊) or the **High Volume** (🔊🔊) position. You will hear a song, phrase and short tune. To turn the unit **OFF**, slide the **On/Off/Volume Control Switch** to the **OFF** (🔇) position.



2. Automatic Shut Off

To preserve battery life, the **Play & Move Puppy Tunes™** will automatically power down after approximately one minute without input. The unit can be turned on again by pressing any button.

NOTE: If the unit powers down while playing, we suggest changing the batteries.

ACTIVITIES


1. Instrument Buttons

Press the **Instrument Buttons** to learn instrument names and sounds, different styles of music, and melodies.



2. Music Button

Press the **Music Button** to hear songs and short tunes. The puppy will swing back and forth when the button is pressed.



SONG LIST

SONG 1

I am a puppy who likes to play and music is my favorite.
Tap the piano,
Blow the saxophone,
Bang, bang on the drum.
Listen to me play - oh!

SONG 2

I love to hear,
The sound I make,
When I strum on every string.
Music fills my heart, and makes me want to sing.

SONG 3

Moving my fingers along the keys.
Playing jazzy tunes with the greatest of ease!

MELODY LIST

Classical Music:

1. Fur Elise (Beethoven)
2. Ode to Joy (Beethoven)
3. Air on the G String (Bach)
4. Menuet (Bach)
5. Canon in D (Pachelbel)
6. Rondo Alla Turca (Mozart)
7. Nocturne in E-Flat major, Op. 9, No. 2 (Chopin)
8. Rondo a Capriccio (Beethoven)
9. Spring (Vivaldi)
10. Kinderszenen (Schumann)

Pop Music:

1. The Bear Went Over the Mountain
2. Baa, Baa, Black Sheep
3. Do You Know the Muffin Man
4. Humpty Dumpty
5. Three Little Kittens
6. Sailing, Sailing
7. My Bonnie Lies Over the Ocean
8. Yankee Doodle
9. Boys and Girls Come Out to Play
10. Teddy Bears' Picnic

Jazz Music:

1. Twinkle, Twinkle, Little Star
2. Oh! Susanna
3. Alouette
4. Turkey in the Straw
5. Aiken Drum
6. Ring Around the Rosy
7. Here We Go Round the Mulberry Bush
8. Jack and Jill
9. Where, Oh Where Has My Little Dog Gone?
10. This Old Man

CARE & MAINTENANCE

1. Keep the unit clean by wiping it with a slightly damp cloth.
2. Keep the unit out of direct sunlight and away from any direct heat source.
3. Remove the batteries when the unit will not be in use for an extended period of time.
4. Do not drop the unit on hard surfaces and do not expose the unit to moisture or water.

TROUBLESHOOTING

If for some reason the program/activity stops working or malfunctions, please follow these steps:

1. Please turn the unit **OFF**.
2. Interrupt the power supply by removing the batteries.
3. Let the unit sit for a few minutes, then replace the batteries.
4. Turn the unit **ON**. The unit should now be ready to play again.
5. If the product still does not work, replace with a new set of batteries.

If the problem persists, please call our Consumer Services Department at 1-800-521-2010 in the U.S. or 1-877-352-8697 in Canada, or by going to our website at vtechkids.com and filling out our Contact Us form located under the Customer Support link. A service representative will be happy to help you.

IMPORTANT NOTE:

Creating and developing **VTech®** products is accompanied by a responsibility that we at **VTech®** take very seriously. We make every effort to ensure the accuracy of the information, which forms the value of our products. However, errors sometimes can occur. It is important for you to know that we stand behind our products and encourage you to call our Consumer Services Department at 1-800-521-2010 in the U.S. or 1-877-352-8697 in Canada, or by going to our website at vtechkids.com and filling out our Contact Us form located under the Customer Support link with any problems and/or suggestions that you might have. A service representative will be happy to help you.

Note:

This equipment has been tested and found to comply with the limits for a Class B digital device, pursuant to Part 15 of the FCC Rules. These limits are designed to provide reasonable protection against harmful interference in a residential installation. This equipment generates, uses and can radiate radio frequency energy and, if not installed and used in accordance with the instructions, may cause harmful interference to radio communications. However, there is no guarantee that interference will not occur in a particular installation. If this equipment does cause harmful interference to radio or television reception, which can be determined by turning the equipment off and on, the user is encouraged to try to correct the interference by one or more of the following measures:

- Reorient or relocate the receiving antenna.
- Increase the separation between the equipment and receiver.
- Connect the equipment into an outlet on a circuit different from that to which the receiver is connected.
- Consult the dealer or an experienced radio/TV technician for help.

THIS DEVICE COMPLIES WITH PART 15 OF THE FCC RULES. OPERATION IS SUBJECT TO THE FOLLOWING TWO CONDITIONS: (1) THIS DEVICE MAY NOT CAUSE HARMFUL INTERFERENCE, AND (2) THIS DEVICE MUST ACCEPT ANY INTERFERENCE RECEIVED, INCLUDING INTERFERENCE THAT MAY CAUSE UNDESIRE OPERATION.

CAN ICES-3 (B)/NMB-3(B)

Caution: Changes or modifications not expressly approved by the party responsible for compliance could void the user's authority to operate the equipment.



PRODUCT WARRANTY

This Warranty is applicable only to the original purchaser, is non-transferable and applies only to "VTech" products or parts. This product is covered by a 3-month Warranty from the original purchase date, under normal use and service, against defective workmanship and materials. This Warranty does not apply to (a) consumable parts, such as batteries; (b) cosmetic damage, including but not limited to scratches and dents; (c) damage caused by use with non-VTech products; (d) damage caused by accident, misuse, unreasonable use, immersion in water, neglect, abuse, battery leakage, or improper installation, improper service, or other external causes; (e) damage caused by operating the product outside the permitted or intended uses described by VTech in the owner's manual; (f) a product or part that has been modified (g) defects caused by normal wear and tear or otherwise due to the normal aging of the product; or (h) if any VTech serial number has been removed or defaced.

Prior to returning a product for any reason, please notify the VTech Consumer Services Department by going to our website at vtechkids.com, filling out our Contact Us form located under the Customer Support link or calling 1-800-521-2010.

If the service representative is unable to resolve the issue, you will be provided instructions on how to return the product and have it replaced under Warranty. Return of the product under Warranty must adhere to the following rules: If VTech believes that there may be a defect in the materials or workmanship of the product and can confirm the purchase date and location of the product, we will at our discretion replace the product with a new unit or product of comparable value. A replacement product or parts assumes the remaining Warranty of the original product or 30 days from the date of replacement, whichever provides longer coverage.

THIS WARRANTY AND THE REMEDIES SET FORTH ABOVE ARE EXCLUSIVE AND IN LIEU OF ALL OTHER WARRANTIES, REMEDIES AND CONDITIONS, WHETHER ORAL, WRITTEN, STATUTORY, EXPRESS OR IMPLIED. IF VTECH CANNOT LAWFULLY DISCLAIM STATUTORY OR IMPLIED WARRANTIES THEN TO THE EXTENT PERMITTED BY LAW, ALL SUCH WARRANTIES SHALL BE LIMITED TO THE DURATION OF THE EXPRESS WARRANTY AND TO THE REPLACEMENT SERVICE AS DETERMINED BY VTECH IN ITS SOLE DISCRETION.

To the extent permitted by law, VTech will not be responsible for direct, special, incidental or consequential damages resulting from any breach of Warranty.

This Warranty is not intended to persons or entities outside the United States of America. Any disputes resulting from this Warranty shall be subject to the final and conclusive determination of VTech.

**Visit our website for more
information about our products,
downloads, resources and more.**

vtechkids.com



TM & © 2017 VTech Holdings Limited.
All rights reserved.
Printed in China.
91-003443-000 