

vtech[®]

User's Manual

Fun Shapes Jewelry Box[™]



© 2010 VTech
Printed in China
91-001607-000-006 (美)

Dear Parent,

Ever notice the look on your baby's face when they learn something new through their own discovery? These self-accomplished moments are a parent's greatest reward. To help fulfill them, VTech® created the **Infant Learning**® series of toys.

These unique interactive learning toys directly respond to what children do naturally – play! Using innovative technology, these toys react to baby's interactions, making each play experience fun and unique as they learn age-appropriate concepts like first words, numbers, shapes, colors and music. More importantly, VTech®'s **Infant Learning**® toys develop baby's mental and physical abilities by inspiring, engaging and teaching.

At VTech®, we know that a child has the ability to do great things. That's why all of our electronic learning products are uniquely designed to develop a child's mind and allow them to learn to the best of their ability. We thank you for trusting VTech® with the important job of helping your child learn and grow!

Sincerely,

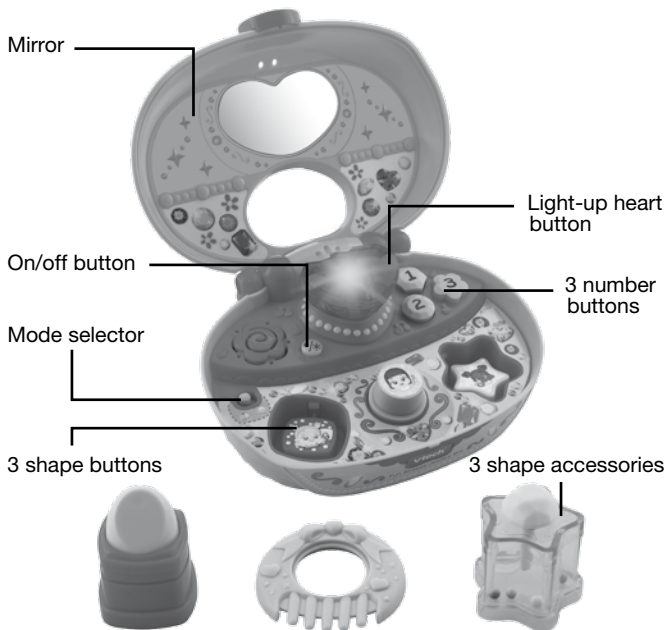
Your friends at VTech®

To learn more about the **Infant Learning**® series and other VTech® toys, visit www.vtechkids.com

INTRODUCTION

Thank you for purchasing the **VTech® Fun Shapes Jewelry Box™** learning toy!

The **VTech® Fun Shapes Jewelry Box™** is shape-sorting fun for little ladies. Jewelry box features three accessories for shape learning and role-playing: a square-based lipstick, a circle-shaped comb and a star-shaped perfume bottle. Lid opens to reveal a mirror and jewels. Teaches shapes, colors and numbers with two modes of play.



INCLUDED IN THIS PACKAGE


- One VTech® Fun Shapes Jewelry Box™
- Three shape accessories
- One user's manual

WARNING: All packing materials, such as tape, plastic sheets, wire ties and tags are not part of this toy, and should be discarded for your child's safety.

GETTING STARTED

BATTERY INSTALLATION

1. Make sure the unit is turned **OFF**.
2. Locate the battery cover on the bottom of the unit. Use a coin or a screwdriver to loosen the screw.
3. Install 2 new 'AA' (AM-3/LR6) batteries following the diagram inside the battery box. (The use of new alkaline batteries is recommended for maximum performance.)
4. Replace the battery cover and tighten the screw to secure.



BATTERY NOTICE


- The use of new alkaline batteries is recommended for maximum performance;
- Non-rechargeable batteries are not to be recharged.
- Rechargeable batteries are to be removed from the toy before being charged (if removable).
- Rechargeable batteries are only to be charged under adult supervision (if removable).
- Do not mix old and new batteries.
- Do not mix batteries of different types: alkaline, standard (carbon-zinc) or rechargeable (nickel-cadmium)
- Only batteries of the same or equivalent type as recommended are to be used;
- Batteries are to be inserted with the correct polarity.
- Exhausted batteries are to be removed from the toy.
- The supply terminals are not to be short-circuited.
- The toy is not to be connected to more than the recommended number of power supplies.
- Do not dispose of batteries in fire.

WE DO NOT RECOMMEND THE USE OF RECHARGEABLE BATTERIES.

PRODUCT FEATURES

1. LID

Open the lid to turn the unit **ON**. Close the lid to turn the unit **OFF**. The unit can also be turned on and off with the **ON/OFF** button located inside the unit.




2. AUTOMATIC SHUT-OFF

To preserve battery life, the **VTech® Fun Shapes Jewelry Box™** will automatically power-down after approximately 45 seconds without input. The unit can be turned on again by opening the cover or pressing the **ON/OFF** button.

ACTIVITIES

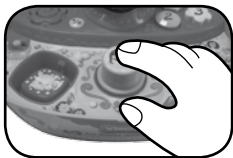
1. Open the **LID** to hear fun sound effects, phrases and a sing-along song. Close the lid to hear a closing short tune. The light will flash with the sounds.



2. Press the **LIGHT-UP HEART BUTTON** to hear fun sound effects, phrases and sing-along songs in learning mode or hear fun sound effects, encouraging phrases, sing-along songs and melodies in music mode. The light will flash with sounds.



3. Press the **SHAPE BUTTONS** to learn shapes and hear fun sound effects and encouraging phrases in learning mode and to hear fun sound effects, encouraging phrases and melodies in music mode. The light will flash with the sounds.



4. Insert the **SHAPE ACCESSORIES** to hear fun sound effects and role-play phrases. Press the shape sorters when they are inserted in the shape slots to hear fun sound effects, phrases and short tunes. Take out the shape sorters to hear rewarding phrases and fun sound effects. The light will flash with the sounds.



5. Press the **NUMBER BUTTONS** to hear numbers, short tunes and fun sound effects, depending on the mode of play.



MELODY LIST:

1. Mary Had a Little Lamb
2. My Bonnie Lies Over the Ocean
3. Twinkle, Twinkle, Little Star
4. Polly Wolly Doodle
5. Turkey in the Straw
6. Skip to My Lou

SUNG SONG LYRICS

SONG 1 (to the tune of 'Alouette')

Pretty baby, always looking lovely.

What's inside the box for you to play and learn?

SONG 2 (to the tune of 'Pop Goes the Weasel')

Open up the jewelry box,

Now it's time to dress up.

Beautiful things are everywhere.

Oh! You're so pretty.

CARE & MAINTENANCE

1. Keep the unit clean by wiping it with a slightly damp cloth.
2. Keep the unit out of direct sunlight and away from any direct heat source.
3. Remove the batteries when the unit will not be in use for an extended period of time.
4. Do not drop the unit on hard surfaces and do not expose the unit to moisture or water.

TROUBLESHOOTING

If for some reason the program/activity stops working or malfunctions, please follow these steps:

1. Please turn the unit OFF.
2. Interrupt the power supply by removing the batteries.
3. Let the unit stand for a few minutes, then replace the batteries.
4. Turn the unit ON. The unit should now be ready to play again.
5. If the product still does not work, replace with an entire set of new batteries.

If the problem persists, please call our Consumer Services Department at 1-800-521-2010 in the U.S. or 1-877-352-8697 in Canada, and a service representative will be happy to help you.

IMPORTANT NOTE:

Creating and developing **Infant Learning** products is accompanied by a responsibility that we at **VTech®** take very seriously. We make every effort to ensure the accuracy of the information, which forms the value of our products. However, errors sometimes can occur. It is important for you to know that we stand behind our products and encourage you to call our Consumer Services Department on at 1-800-521-2010 in the U.S. or 1-877-352-8697 in Canada, with any problems and/or suggestions that you might have. A service representative will be happy to help you.

FCC Notice:

This equipment has been tested and found to comply with the limits for a Class B digital device, pursuant to Part 15 of the FCC Rules. These limits are designed to provide reasonable protection against

harmful interference in a residential installation. This equipment generates, uses and can radiate radio frequency energy and, if not installed and used in accordance with the instructions, may cause harmful interference to radio communications. However, there is no guarantee that interference will not occur in a particular installation. If this equipment does cause harmful interference to radio or television reception, which can be determined by turning the equipment off and on, the user is encouraged to try to correct the interference by one or more of the following measures:

- Reorient or relocate the receiving antenna
- Increase the separation between the equipment and receiver
- Connect the equipment into an outlet on a circuit different from that to which the receiver is connected
- Consult the dealer or an experienced radio/TV technician for help

Caution: Changes or modifications not expressly approved by the party responsible for compliance could void the user's authority to operate the equipment.

THIS DEVICE COMPLIES WITH PART 15 OF THE FCC RULES. OPERATION IS SUBJECT TO THE FOLLOWING TWO CONDITIONS: (1) THIS DEVICE MAY NOT CAUSE HARMFUL INTERFERENCE, AND (2) THIS DEVICE MUST ACCEPT ANY INTERFERENCE RECEIVED, INCLUDING INTERFERENCE THAT MAY CAUSE UNDESIRE OPERATION.

THIS CLASS B DIGITAL APPARATUS COMPLIES WITH CANADIAN ICES-003.

CET APPAREIL NUMÉRIQUE DE LA CLASSE B EST CONFORME À LA NORME NMB-003 DU CANADA.