





Parent's Guide

Learn & Discover Book



INTRODUCTION

Thank you for purchasing the Peppa Pig Learn & Discover Book! This book has 14 illustrated pages and four learning modes. Through exploring each page with Peppa Pig and her family, your child learns letters, vocabulary, music and how to engage with stories.



① Four Light-Up Buttons

② ABC Mode Button

③ Music Mode Button

④ Story Mode Button

⑤ Search Mode Button

⑥ Peppa Pig Button

⑦ 14 Book Pages

⑧ Volume Button

⑨ On/Off Button

⑩ George Pig Button

⑪ Daddy Pig Button

⑫ Mummy Pig Button

INCLUDED IN THIS PACKAGE

- One Peppa Pig Learn & Discover Book
- One parent's guide

WARNING:

All packing materials such as tape, plastic sheets, packaging locks, removable tags, cable ties and packaging screws are not part of this toy and should be discarded for your child's safety.

NOTE:

Please keep this parent's guide as it contains important information.

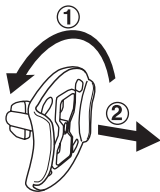
ATTENTION :

Pour la sécurité de votre enfant, débarrassez-vous de tous les produits d'emballage tels que rubans adhésifs, feuilles de plastique, attaches, étiquettes et vis d'emballage. Ils ne font pas partie du jouet.

NOTE :

Il est conseillé de conserver ce guide des parents car il comporte des informations importantes.

Unlock the packaging locks:




- ① Rotate the packaging locks 90 degrees counterclockwise.
- ② Pull out and discard the packaging lock.

GETTING STARTED

BATTERY INSTALLATION

1. Make sure the unit is turned **OFF**.
2. Locate the battery cover on the bottom of the unit.
3. Use a screwdriver to open the cover.
4. Install 2 new AA (LR6/AM-3) batteries following the diagram inside the battery compartment. (The use of new alkaline batteries is recommended for maximum performance.)
5. Replace the battery cover and tighten the screw to secure.




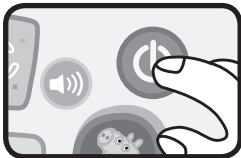
BATTERY NOTICE

- Use new alkaline batteries for maximum performance.
- Use only batteries of the same or equivalent type as recommended.
- Do not mix different types of batteries: alkaline, standard (carbon-zinc) or rechargeable, or new and used batteries.
- Do not use damaged batteries.
- Insert batteries with the correct polarity.
- Do not short-circuit the battery terminals.
- Remove exhausted batteries from the toy.
- Remove batteries during long periods of non-use.
- Do not dispose of batteries in fire.
- Do not charge non-rechargeable batteries.
- Remove rechargeable batteries from the toy before charging.
- Rechargeable batteries are only to be charged under adult supervision.

PRODUCT FEATURES

1. On/Off Button

Press the **On/Off Button**  to turn the unit **On**. To turn the unit **Off**, press the **On/Off Button** again to **Off**.




2. Volume Button

Press the **Volume Button**  to adjust volume level.



3. ABC Mode Button

Press the **ABC Mode Button** to learn and explore letters and vocabulary.




4. Music Mode Button

Press the **Music Mode Button** to listen to music with Peppa.



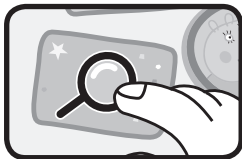
5. Story Mode Button

Press the **Story Mode Button** to hear Peppa read the story.




6. Search Mode Button

Press the **Search Mode Button** to play a search-and-find game with Peppa.



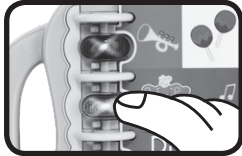
7. Character Buttons

Press the **Peppa Pig, Daddy Pig, Mummy Pig and George Pig Buttons** to hear the characters.



8. Four Light-Up Buttons

Press the **Light-Up Buttons** to answer the questions, play sounds and hear Peppa read the story. The lights flash with the sounds and music.



9. 14 Book Pages

Press the **Story Mode Button** to hear Peppa read the story to you.

10. Automatic Shut Off

To preserve battery life, the unit will automatically power off after several minutes without input. The unit can be turned on again by pressing the **On/Off Button**.

If the unit repeatedly shuts off or has abnormal responses, please insert new batteries and try again.

ACTIVITIES

1. ABC Mode



Let's learn and explore beginning letters and vocabulary. Open the book and press the **Light-Up Buttons** to learn about animals and objects on the pages.

2. Music Mode



Listen to music and sound effects! Turn to any page and press the **Light-Up Buttons** to hear melodies and add sound effects to the melodies.

3. Story Mode



Explore Peppa's exciting life! Open the book and press the **Light-Up Buttons** to listen to Peppa read each page of the illustrated book.

4. Search Mode



Let's help Peppa find the letters and words she's looking for on each page. Open the book and press the **Light-Up Buttons** to answer the questions.

CARE & MAINTENANCE

1. Keep the unit clean by wiping it with a slightly damp cloth.
2. Keep the unit out of direct sunlight and away from any direct heat source.
3. Remove the batteries when the unit is not in use for an extended period of time.
4. Do not drop the unit on hard surfaces and do not expose the unit to moisture or water.

TROUBLESHOOTING

If for some reason the unit stops working or malfunctions, please follow these steps:

1. Please turn the unit **OFF**.
2. Interrupt the power supply by removing the batteries.
3. Let the unit stand for a few minutes, then replace the batteries.
4. Turn the unit **ON**. The unit should now be ready to play again.
5. If the product still does not work, replace with a new set of batteries.

If the problem persists, please call our Consumer Services Department at 1-800-521-2010 in the U.S. or 1-877-352-8697 in Canada, or by going to our website at vtechkids.com and filling out our Contact Us form located under the Customer Support link. A service representative will be happy to help you.

IMPORTANT NOTE:

Creating and developing VTech® products is accompanied by a responsibility that we at VTech® take very seriously. We make every effort to ensure the accuracy of the information, which forms the value of our products. However, errors sometimes can occur. It is important for you to know that we stand behind our products and encourage you to call our Consumer Services Department at 1-800-521-2010 in the U.S. or 1-877-352-8697 in Canada, or by going to our website at vtechkids.com and filling out our Contact Us form located under the Customer Support link with any problems and/or suggestions that you might have. A service representative will be happy to help you.

NOTE:

This equipment has been tested and found to comply with the limits for a Class B digital device, pursuant to Part 15 of the FCC Rules. These limits are designed to provide reasonable protection against harmful interference in a residential installation. This equipment generates, uses and can radiate radio frequency energy and, if not installed and used in accordance with the instructions, may cause harmful interference to radio communications. However, there is no guarantee that interference will not occur in a particular installation. If this equipment does cause harmful interference to radio or television reception, which can be determined by turning the equipment off and on, the user is encouraged to try to correct the interference by one or more of the following measures:

- Reorient or relocate the receiving antenna.
- Increase the separation between the equipment and receiver.
- Connect the equipment into an outlet on a circuit different from that to which the receiver is connected.
- Consult the dealer or an experienced radio/TV technician for help.

Supplier's Declaration of Conformity

Trade Name:	VTech®
Model:	5180
Product name:	Peppa Pig Learn & Discover Book
Responsible Party:	VTech Electronics North America, LLC
Address:	1156 W. Shure Drive, Suite 200, Arlington Heights, IL 60004
Website:	vtechkids.com

Caution: Changes or modifications not expressly approved by the party responsible for compliance could void the user's authority to operate the equipment.

This device contains license-exempt transmitter(s)/receiver(s) that comply with Innovation, Science and Economic Development Canada's license-exempt RSS(s). Operation is subject to the following two conditions:

- (1) This device may not cause interference.
- (2) This device must accept any interference, including interference that may cause undesired operation of the device.

L'émetteur/récepteur exempt de licence contenu dans le présent appareil est conforme aux CNR d'Innovation, Sciences et Développement économique Canada applicables aux appareils radio exempts de licence. L'exploitation est autorisée aux deux conditions suivantes :

- 1) L'appareil ne doit pas produire de brouillage;
- 2) L'appareil doit accepter tout brouillage radioélectrique subi, même si le brouillage est susceptible d'en compromettre le fonctionnement.

**CLASS 1
LED PRODUCT**

Visit our website for more
information about our products,
downloads, resources and more.

vtechkids.com

Read our complete warranty policy online at
vtechkids.com/warranty

