

vtech[®]

Instruction Manual

Sing-It-Out Little Microphone™



INTRODUCTION

Thank you for purchasing the **Sing-It-Out Little Microphone™!** Give an amazing playtime performance with the **Sing-It-Out Little Microphone™!** Take the stage using this mini mic that amplifies voices for big songs, sounds and giggles. Animal friends, colorful lights and popular sing-along songs complete the ensemble. It's showtime!

1 Mic Amplifier

4 Animal Buttons

1 Music Button



On/Off/
Volume
Selector

INCLUDED IN THE PACKAGE

- Sing-It-Out Little Microphone™
- Quick Start Guide

WARNING

All packing materials such as tape, plastic sheets, packaging locks, removable tags, cable ties, cords and packaging screws are not part of this toy, and should be discarded for your child's safety.

NOTE

Please save this Instruction Manual as it contains important information.

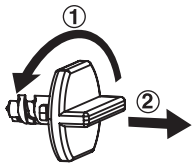
ATTENTION

Pour la sécurité de votre enfant, débarrassez-vous de tous les produits d'emballage tels que rubans adhésifs, feuilles de plastique, attaches, étiquettes, cordons et vis d'emballage. Ils ne font pas partie du jouet.

NOTE

Il est conseillé de sauvegarder ce manuel d'utilisation car il comporte des informations importantes.

Unlock the Packaging Locks



- ① Turn the packaging lock counterclockwise several times.
- ② Pull out and discard the packaging lock.

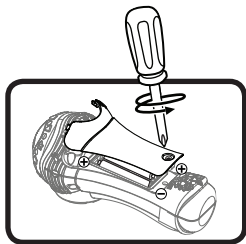
NOTE

Please cut and discard the plastic strap that attaches the microphone to the box. The strap is not part of this toy and should be discarded for your child's safety.

GETTING STARTED

Battery Removal and Installation

1. Make sure the unit is turned **Off**.
2. Find the battery cover located on the bottom of the unit, use a screwdriver to loosen the screw, and then open the battery cover.
3. Remove old batteries by pulling up on one end of each battery.
4. Install 2 new AAA (LR03/AM-4) batteries following the diagram inside the battery box. (For best performance, alkaline batteries or fully charged Ni-MH rechargeable batteries are recommended.)
5. Replace the battery cover and tighten the screw to secure.



WARNING:

Adult assembly required for battery installation.
Keep batteries out of reach of children.



ATTENTION :

Les piles ou accumulateurs doivent être installés par un adulte.
Tenir les piles ou accumulateurs hors de portée des enfants.

IMPORTANT: BATTERY INFORMATION

- Insert batteries with the correct polarity (+ and -).
- Do not mix old and new batteries.
- Do not mix alkaline, standard (carbon-zinc) or rechargeable batteries.
- Only batteries of the same or equivalent type as recommended are to be used.
- Do not short-circuit the supply terminals.

- Remove batteries during long periods of non-use.
- Remove exhausted batteries from the toy.
- Dispose of batteries safely. Do not dispose of batteries in fire.

RECHARGEABLE BATTERIES

- Remove rechargeable batteries (if removable) from the toy before charging.
- Rechargeable batteries are only to be charged under adult supervision.
- Do not charge non-rechargeable batteries.

PRODUCT FEATURES

1. On/Off/Volume Selector

To turn the unit **On**, slide the **On/Off/Volume Selector** to the High volume position (🔊). You will hear a fun sound, phrase and song. To turn the unit **Off**, slide the **On/Off/Volume Selector** to the **Off** ● position.



2. Automatic Shut-Off

To preserve battery life, the **Sing-It-Out Little Microphone** will automatically shut off after approximately 30 seconds without input. The unit can be turned on again by pressing any button.

NOTE

This product is in Try-Me mode in the packaging. After opening the package, please turn the unit off and on again to proceed with normal play. If the unit powers down or if the light fades out during play, please install a new set of batteries.

ACTIVITIES


1. Animal Buttons

By pressing the **Animal Buttons**, it will introduce numbers, animal names and sounds with songs and playful phrases. The lights will flash with the sounds.



2. Music Button

Press the **Music Button** to hear sung songs and melodies. Press the animal buttons to add the animals singing to the melody. The lights will flash with the sounds.



3. Microphone Amplifier

Talk into the microphone, hear echoes and see the lights change colors. When you talk to the microphone for 2 seconds continuously during melody, you will hear fun sounds. The program sound will be lowered if the microphone amplifier is activated.

MELODIES

1. Hickory Dickory Dock
2. Did You Ever See a Lassie?
3. London Bridge
4. Here We Go Looby Loo
5. Jack Be Nimble
6. Mary Had a Little Lamb
7. Do You Know the Muffin Man?
8. Oh Where, Oh Where Has My Little Dog Gone
9. Row, Row, Row Your Boat
10. Good Morning Merry Sunshine
11. Three Little Kittens
12. Pat-a-Cake
13. The Bear Went Over the Mountain
14. Polly (Molly) Put the Kettle On
15. Ten In the Bed

SONG LYRICS

Song 1

Pick up the microphone and sing along,
Sing with me, sing happily.

1, 2, 3 lets sing along,
Let's sing all day long!

Song 2

I'm a little puppy singing bow wow bow wow,
I'm a horse that gallops gallops gallops,
I'm a playful kitten meow meow meow,
I'm a sheep that goes baa baa.

CARE & MAINTENANCE

1. Keep the unit clean by wiping it with a slightly damp cloth.
2. Keep the unit out of direct sunlight and away from any direct heat sources.
3. Remove the batteries if the unit will not be in use for an extended period of time.
4. Do not drop the unit on a hard surface and do not expose the unit to moisture or water.

TROUBLESHOOTING

If for some reason the unit stops working or malfunctions, please follow these steps:

1. Turn the unit **Off**.
2. Interrupt the power supply by removing the batteries.
3. Let the unit stand for a few minutes, then replace the batteries.
4. Turn the unit **On**. The unit should now be ready to play again.
5. If the unit still does not work, install a new set of batteries.

IMPORTANT NOTE:

If the problem persists, please call our **Consumer Services Department** at **1-800-521-2010** in the U.S. or **1-877-352-8697** in Canada, or by going to our website at **vtechkids.com** and filling out our **Contact Us** form located under the **Customer Support** link. Creating and developing VTech products is accompanied by a responsibility that we take very seriously. We make every effort to ensure the accuracy of the information, which forms the value of our products. However, errors sometimes can occur. It is important for you to know that we stand behind our products and encourage you to contact us with any problems and/or suggestions you might have. A service representative will be happy to help you.

CAUTION

Changes or modifications not expressly approved by the party responsible for compliance could void the user's authority to operate the equipment.

NOTE

This equipment has been tested and found to comply with the limits for a Class B digital device, pursuant to Part 15 of the FCC Rules. These limits are designed to provide reasonable protection against harmful interference in a residential installation. This equipment generates, uses and can radiate radio frequency energy and, if not installed and used in accordance with the instructions, may cause harmful interference to radio communications. However, there is no guarantee that interference will not occur in a particular installation. If this equipment does cause harmful interference to radio or television reception, which can be determined by turning the equipment off and on, the user is encouraged to try to correct the interference by one or more of the following measures:

- Reorient or relocate the receiving antenna.
- Increase the separation between the equipment and receiver.
- Connect the equipment into an outlet on a circuit different from that to which the receiver is connected.
- Consult the dealer or an experienced radio/TV technician for help.

Supplier's Declaration of Conformity
47 CFR § 2.1077 Compliance Information

Trade Name: VTech®
Model: 5677
Product Name: Sing-It-Out Little Microphone™
Responsible Party: VTech Electronics North America, L.L.C
Address: 1156 W. Shure Drive, Suite 200
Arlington Heights, IL 60004
Website: vtechkids.com

THIS DEVICE COMPLIES WITH PART 15 OF THE FCC RULES.
OPERATION IS SUBJECT TO THE FOLLOWING TWO CONDITIONS:
(1) THIS DEVICE MAY NOT CAUSE HARMFUL INTERFERENCE, AND
(2) THIS DEVICE MUST ACCEPT ANY INTERFERENCE RECEIVED,
INCLUDING INTERFERENCE THAT MAY CAUSE UNDESIRE
OPERATION.

CAN ICES-003(B)/NMB-003(B)

**Visit our website for more
information about our products,
downloads, resources and more.**

vtechkids.com
vtechkids.ca

Read our complete warranty policy online at
vtechkids.com/warranty
vtechkids.ca/warranty

