

vtech[®]
baby

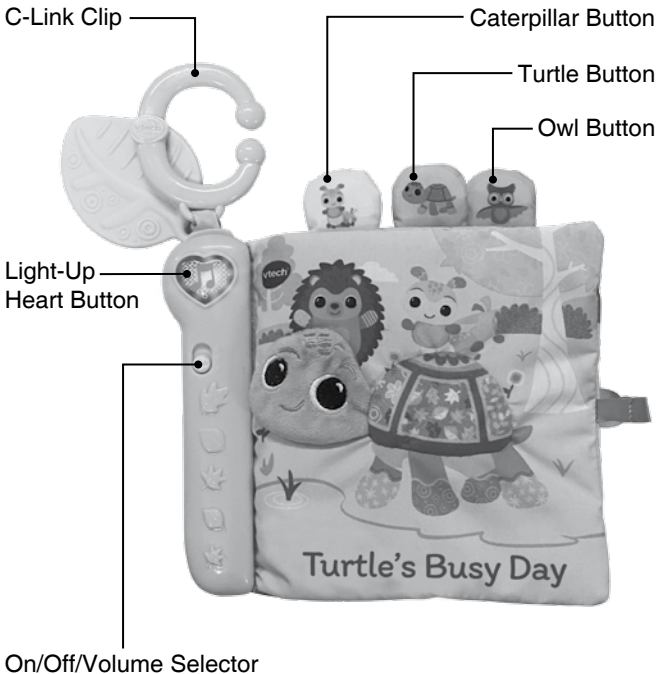
Parent's Guide

Turtle's Busy Day Soft Book™



INTRODUCTION

Thank you for purchasing the **Turtle's Busy Day Soft Book™**. This baby book has seven interactive pages for your baby to meet turtle's animal friends. Three soft buttons teach different forest animals, and a light-up heart button plays fun songs and music. Engage your baby's senses with colors, textures and surprises on every page!



INCLUDED IN THIS PACKAGE

- Turtle's Busy Day Soft Book™
- Parent's guide

WARNING

All packing materials, such as tape, plastic sheets, packaging locks, removable tags, cable ties, cords and packaging screws are not part of this toy, and should be discarded for your child's safety.

NOTE

Please keep this parent's guide as it contains important information.

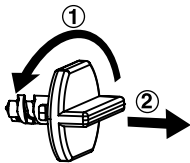
ATTENTION

Pour la sécurité de votre enfant, débarrassez-vous de tous les produits d'emballage tels que rubans adhésifs, feuilles de plastique, attaches, étiquettes et vis d'emballage. Ils ne font pas partie du jouet.

NOTE

Il est conseillé de conserver ce guide des parents car il comporte des informations importantes.

Unlock the Packaging Locks



- ① Rotate the packaging locks counterclockwise 90 degrees.
- ② Pull out the packaging locks and discard.

NOTE


The cord is not part of this toy. For your child's safety, please cut and discard the cord before using the product.



GETTING STARTED

Battery Removal and Installation

1. Make sure the unit is turned **Off**.
2. Find the battery cover on the back of the book. Use a screwdriver to loosen the screw and then open the battery cover.
3. Remove the old battery by pulling up on one side of the battery.
4. Install 1 new AAA battery following the diagram inside the battery box.
5. Replace the battery cover and tighten the screw to secure.



WARNING:

Adult assembly required for battery installation.
Keep batteries out of reach of children.



ATTENTION :

Les piles ou accumulateurs doivent être installés par un adulte.
Tenir les piles ou accumulateurs hors de portée des enfants.

IMPORTANT: BATTERY INFORMATION

- Insert batteries with the correct polarity (+ and -).
- Do not mix old and new batteries.
- Do not mix alkaline, standard (carbon-zinc) or rechargeable batteries.
- Only batteries of the same or equivalent type as recommended are to be used.
- Do not short-circuit the supply terminals.
- Remove batteries during long periods of non-use.
- Remove exhausted batteries from the toy.
- Dispose of batteries safely. Do not dispose of batteries in fire.

RECHARGEABLE BATTERIES

- Remove rechargeable batteries from the toy before charging.
- Rechargeable batteries are only to be charged under adult supervision.
- Do not charge non-rechargeable batteries.

Australia/New Zealand:

If you think batteries might have been swallowed or placed inside any part of the body, immediately call the 24-hour Poisons Information Centre on 13 11 26 (in Australia) or 24-hour National Poisons Centre on 0800 764 766 (in New Zealand) for fast, expert advice and go straight to the nearest hospital emergency room.

IMPORTANT : INFORMATIONS CONCERNANT LES PILES




- Mettre en place les piles ou les accumulateurs en respectant les polarités + et –.
- Ne pas mélanger des piles ou des accumulateurs neufs avec des usagés.
- Ne pas mélanger différents types de piles : alcalines, zinc-carbone et rechargeables.
- Seules des piles du type recommandé doivent être utilisées.
- Ne pas mettre les bornes d'une pile ou d'un accumulateur en court-circuit (en reliant directement le + et le –).
- Retirer les piles ou les accumulateurs en cas de non-utilisation prolongée.
- Enlever les piles ou les accumulateurs usagés du jouet.
- Ne les jeter ni au feu ni dans la nature.

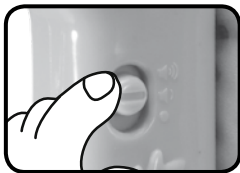
PILES RECHARGEABLES :

- Enlever, lorsque c'est possible, les accumulateurs du jouet pour les recharger.
- Les accumulateurs ne doivent être chargés que sous la surveillance d'un adulte.
- Ne pas tenter de recharger des piles non rechargeables.

PRODUCT FEATURES

1. On/Off/Volume Selector

To turn the unit **On**, slide the **On/Off/Volume Selector** to the Low volume  or the High volume  position. You will hear a playful song, a phrase and a short tune. To turn the unit **Off**, slide the **On/Off/Volume Selector** to the **Off**  position.



2. C-Link Clip

Use the **C-Link Clip** to attach **Turtle's Busy Day Soft Book™** to strollers, infant carriers and more. To prevent strangulation, please do not use the **C-Link Clip** to form a loop or long chain. Do not attach it across playpens or cribs.



3. Automatic Shut-Off

To preserve battery life, the **Turtle's Busy Day Soft Book™** will automatically shut off after approximately 30 seconds without input. The unit can be turned on again by pressing any button.

NOTE

If the unit powers down or if the light fades out during play, please install a new battery.

ACTIVITIES


1. Light-up Heart Button

Press the **Light-up Heart Button** to hear a variety of playful melodies, fun songs and phrases. The light will flash with the sound.



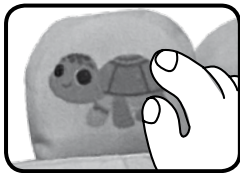
2. Caterpillar Button

Press the **Caterpillar Button** to hear fun phrases, sounds and a fun song about the caterpillar. The light will flash with the sound.




3. Turtle Button

Press the **Turtle Button** to hear fun phrases, sounds and a fun song about the turtle. The light will flash with the sound.



4. Owl Button

Press the **Owl Button** to hear fun phrases, sounds and a fun song about the owl. The light will flash with the sound.



MELODY LIST

1. Daring Young Man on the Flying Trapeze
2. Skip to My Lou
3. Glow Worm
4. Teddy Bears' Picnic
5. Looby Loo
6. Girls and Boys Come Out to Play
7. Yankee Doodle
8. The Alphabet Song
9. Humpty Dumpty
10. Little Miss Muffet
11. On Top of Old Smokey
12. Bingo
13. Pussy Cat, Pussy Cat
14. Here We Go Round the Mulberry Bush
15. Toyland
16. Listen to the Mockingbird
17. A-Tisket, A-Tasket
18. Three Little Kittens
19. One, Two, Buckle My Shoe
20. The Entertainer

SONG LYRICS

Song 1

If you go down in the woods today,
You're sure of a big surprise!

Song 2

Caterpillar, likes to wiggle and crawl,
Around the pond, wiggling through the grass.

Song 3

Come along, play peek-a-boo,
Peek-a-boo, peek-a-boo.
Turtle, turtle, where are you?
Come out and say hello!

Song 4

Whooo, whooo likes to sing?
Who likes to sing in the evening?
Whooo, whooo likes to sing?
Owl likes to say good night.

CARE & MAINTENANCE

1. Keep the unit clean by wiping it with a slightly damp cloth.
2. Keep the unit out of direct sunlight and away from any direct heat sources.
3. Remove the battery if the unit will not be in use for an extended period of time.
4. Do not drop the unit on hard surfaces and do not expose the unit to moisture or water.
5. The soft book is surface washable only.

TROUBLESHOOTING

If for some reason the unit stops working or malfunctions, please follow these steps:

1. Turn the unit **Off**.
2. Interrupt the power supply by removing the battery.
3. Let the unit stand for a few minutes, then replace the battery.
4. Turn the unit **On**. The unit should now be ready to use again.
5. If the unit still does not work, install a new battery.

IMPORTANT NOTE:

If the problem persists, please call our **Consumer Services Department** at **1-800-521-2010** in the U.S. or **1-877-352-8697** in Canada, or by going to our website at **vtechkids.com** and filling out our **Contact Us** form located under the **Customer Support** link. Creating and developing **VTech®** products is accompanied by a responsibility that we take very seriously. We make every effort to ensure the accuracy of the information, which forms the value of our products. However, errors sometimes can occur. It is important for you to know that we stand behind our products and encourage you to contact us with any problems and/or suggestions that you might have. A service representative will be happy to help you.

CAUTION

Changes or modifications not expressly approved by the party responsible for compliance could void the user's authority to operate the equipment.

NOTE

This equipment has been tested and found to comply with the limits for a Class B digital device, pursuant to Part 15 of the FCC Rules. These limits are designed to provide reasonable protection against harmful interference in a residential installation. This equipment generates, uses and can radiate radio frequency energy and, if not installed and used in accordance with the instructions, may cause harmful interference to radio communications. However, there is no guarantee that interference will not occur in a particular installation. If this equipment does cause harmful interference to radio or television reception, which can be determined by turning the equipment off and on, the user is encouraged to try to correct the interference by one or more of the following measures:

- Reorient or relocate the receiving antenna.
- Increase the separation between the equipment and receiver.
- Connect the equipment into an outlet on a circuit different from that to which the receiver is connected.
- Consult the dealer or an experienced radio/TV technician for help.

Supplier's Declaration of Conformity

47 CFR § 2.1077 Compliance Information

Trade Name: VTech®
Model: 5369
Product Name: Turtle's Busy Day Soft Book™
Responsible Party: VTech Electronics North America, LLC
Address: 1156 W. Shure Drive, Suite 200
Arlington Heights, IL 60004
Website: vtechkids.com

THIS DEVICE COMPLIES WITH PART 15 OF THE FCC RULES. OPERATION IS SUBJECT TO THE FOLLOWING TWO CONDITIONS: (1) THIS DEVICE MAY NOT CAUSE HARMFUL INTERFERENCE, AND (2) THIS DEVICE MUST ACCEPT ANY INTERFERENCE RECEIVED, INCLUDING INTERFERENCE THAT MAY CAUSE UNDESIREDD OPERATION.

CAN ICES-3 (B)/NMB-3(B)

**Visit our website for more
information about our products,
downloads, resources and more.**

vtechkids.com
vtechkids.ca

Read our complete warranty policy online at
vtechkids.com/warranty
vtechkids.ca/warranty

