

vtech[®]

Parent's Guide

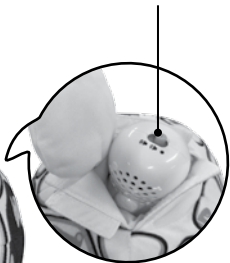
Bright Lights Soccer Ball™



INTRODUCTION

Thank you for purchasing the **Bright Lights Soccer Ball™** by **VTech®**. This soft ball features a friendly smiling face and two hands. Your little one can kick, pass and shake the ball. Press the smiling face button or toss the ball to trigger the sensor to learn about colors, numbers, opposites and hear a variety of playful sounds and melodies.

On/Off/Volume
Control Switch



Light-Up Face Button

INCLUDED IN THIS PACKAGE

- One **Bright Lights Soccer Ball™**
- One parent's guide

WARNING: All packing materials, such as tape, plastic sheets, packaging locks, removable tags, cable ties and packaging screws are not part of this toy, and should be discarded for your child's safety.

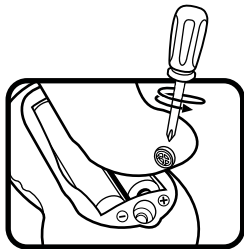
ATTENTION: Pour la sécurité de votre enfant, débarrassez-vous de tous les produits d'emballage tels que rubans adhésifs, feuilles de plastique, attaches, étiquettes et vis d'emballage. Ils ne font pas partie du jouet.

NOTE: Please keep this parent's guide as it contains important information.

GETTING STARTED

BATTERY INSTALLATION

1. Make sure the unit is turned **OFF**.
2. Locate the battery cover on the electronic module inside the unit. Use a screwdriver to loosen the screw.
3. Install 2 new AAA (AM-4/LR03) batteries following the diagram inside the battery box. (The use of new alkaline batteries is recommended for maximum performance.)
4. Replace the battery cover and tighten the screw to secure.



BATTERY NOTICE

- Use new alkaline batteries for maximum performance.
- Use only batteries of the same or equivalent type as recommended.
- Do not mix different types of batteries: alkaline, standard (carbon-zinc) or rechargeable, or new and used batteries.
- Do not use damaged batteries.
- Insert batteries with the correct polarity.
- Do not short-circuit the battery terminals.
- Remove exhausted batteries from the toy.
- Remove batteries during long periods of non-use.
- Do not dispose of batteries in fire.
- Do not charge non-rechargeable batteries.
- Remove rechargeable batteries from the toy before charging (if removable).
- Rechargeable batteries are only to be charged under adult supervision.

WASHING INSTRUCTIONS


NOTE: The soccer ball is hand washable. Please remove the electronic module from the ball before washing.

Removable Electronic Module

1. To remove the **Electronic Module**, unfasten the hook and loop closures and open the fabric covering on the bottom of the ball. Pull the **Electronic Module** out.







2. To insert the **Electronic Module**, push it into the ball ensuring the light-up end goes in first. See the image on the fabric covering for reference. You will hear the electronic module snap into place when it's inserted properly. Close the fabric covering and seal the hook and loop closures.



PRODUCT FEATURES

1. On/Off/Volume Control Switch

To turn the unit **ON**, slide the **On/Off/Volume Control Switch** on the electronic module to the **Low Volume** () or **High Volume** () position. You will hear a song, a fun phrase and a playful sound. To turn the unit **OFF**, slide the **On/Off/Volume Control Switch** to the **OFF** () position.



2. Automatic Shut Off


To preserve battery life, the **Bright Lights Soccer Ball™** will automatically power-down after approximately 40 seconds without input. The unit can be turned on again by pressing the light-up face button.

NOTE: If the unit powers down while playing, we suggest changing the batteries.

ACTIVITIES


1. Light-Up Face Button

Press the **Light-Up Face Button** to learn about colors, numbers, opposites, and hear a variety of playful sounds and melodies.



2. Motion Sensor

Kick, pass or shake the ball to activate the **Motion Sensor** and hear a variety of playful sounds and phrases.



SONG LIST

SONG 1

It's time to play, and I bet...
You'll get the ball in the back of the net!

SONG 2

Left or right?
Where should we kick the ball?
High or low?
Let's bend it 'round the wall!

SONG 3

1, 2, 3, 4, 5
Counting goals is alright!
6, 7, 8, 9, 10
Cheer on your friends! Let's go!

MELODY LIST

1. Take Me Out to the Ball Game
2. Blow the Man Down
3. Did You Ever See a Lassie?
4. When the Saints Go Marching In
5. Looby Loo
6. One, Two, Buckle My Shoe
7. One Man Went to Mow
8. Boys and Girls Come Out to Play
9. Jack Be Nimble
10. Camptown Races
11. Ding Dong Bell
12. This Old Man
13. Yankee Doodle
14. Alphabet Song
15. Skip to my Lou

CARE & MAINTENANCE

1. Keep the unit clean by wiping it with a slightly damp cloth.
2. Keep the unit out of direct sunlight and away from any direct heat source.
3. Remove the batteries when the unit will not be in use for an extended period of time.
4. Do not drop the unit on hard surfaces and do not expose the unit to moisture or water.
5. The soccer ball is hand washable. Please remove the electronic module before washing the ball.

TROUBLESHOOTING

If for some reason the program/activity stops working or malfunctions, please follow these steps:

1. Please turn the unit **OFF**.
2. Interrupt the power supply by removing the batteries.
3. Let the unit sit for a few minutes, then replace the batteries.
4. Turn the unit **ON**. The unit should now be ready to play again.
5. If the product still does not work, replace with an entire set of new batteries.

If the problem persists, please call our Consumer Services Department at 1-800-521-2010 in the U.S. or 1-877-352-8697 in Canada, or by going to our website at vtechkids.com and filling out our Contact Us form located under the Customer Support link. A service representative will be happy to help you.

IMPORTANT NOTE:

Creating and developing **VTech**[®] products is accompanied by a responsibility that we at **VTech**[®] take very seriously. We make every effort to ensure the accuracy of the information, which forms the value of our products. However, errors sometimes can occur. It is important for you to know that we stand behind our products and encourage you to call our Consumer Services Department at 1-800-521-2010 in the U.S. or 1-877-352-8697 in Canada, or by going to our website at vtechkids.com and filling out our Contact Us form located under the Customer Support link with any problems and/or suggestions that you might have. A service representative will be happy to help you.

Note:

This equipment has been tested and found to comply with the limits for a Class B digital device, pursuant to Part 15 of the FCC Rules. These limits are designed to provide reasonable protection against harmful interference in a residential installation. This equipment generates, uses and can radiate radio frequency energy and, if not installed and used in accordance with the instructions, may cause harmful interference to radio communications. However, there is no guarantee that interference will not occur in a particular installation. If this equipment does cause harmful interference to radio or television reception, which can be determined by turning the equipment off and on, the user is encouraged to try to correct the interference by one or more of the following measures:

- Reorient or relocate the receiving antenna.
- Increase the separation between the equipment and receiver.
- Connect the equipment into an outlet on a circuit different from that to which the receiver is connected.
- Consult the dealer or an experienced radio/TV technician for help.

THIS DEVICE COMPLIES WITH PART 15 OF THE FCC RULES. OPERATION IS SUBJECT TO THE FOLLOWING TWO CONDITIONS:
(1) THIS DEVICE MAY NOT CAUSE HARMFUL INTERFERENCE, AND
(2) THIS DEVICE MUST ACCEPT ANY INTERFERENCE RECEIVED, INCLUDING INTERFERENCE THAT MAY CAUSE UNDESIRE OPERATION.

CAN ICES-3 (B)/NMB-3(B)

Caution: Changes or modifications not expressly approved by the party responsible for compliance could void the user's authority to operate the equipment.



PRODUCT WARRANTY

This Warranty is applicable only to the original purchaser, is non-transferable and applies only to "VTech" products or parts. This product is covered by a 3-month Warranty from the original purchase date, under normal use and service, against defective workmanship and materials. This Warranty does not apply to (a) consumable parts, such as batteries; (b) cosmetic damage, including but not limited to scratches and dents; (c) damage caused by use with non-VTech products; (d) damage caused by accident, misuse, unreasonable use, immersion in water, neglect, abuse, battery leakage, or improper installation, improper service, or other external causes; (e) damage caused by operating the product outside the permitted or intended uses described by VTech in the owner's manual; (f) a product or part that has been modified (g) defects caused by normal wear and tear or otherwise due to the normal aging of the product; or (h) if any VTech serial number has been removed or defaced.

Prior to returning a product for any reason, please notify the VTech Consumer Services Department by going to our website at vtechkids.com, filling out our Contact Us form located under the Customer Support link or calling 1-800-521-2010.

If the service representative is unable to resolve the issue, you will be provided instructions on how to return the product and have it replaced under Warranty. Return of the product under Warranty must adhere to the following rules: If VTech believes that there may be a defect in the materials or workmanship of the product and can confirm the purchase date and location of the product, we will at our discretion replace the product with a new unit or product of comparable value. A replacement product or parts assumes the remaining Warranty of the original product or 30 days from the date of replacement, whichever provides longer coverage.

THIS WARRANTY AND THE REMEDIES SET FORTH ABOVE ARE EXCLUSIVE AND IN LIEU OF ALL OTHER WARRANTIES, REMEDIES AND CONDITIONS, WHETHER ORAL, WRITTEN, STATUTORY, EXPRESS OR IMPLIED. IF VTECH CANNOT LAWFULLY DISCLAIM STATUTORY OR IMPLIED WARRANTIES THEN TO THE EXTENT PERMITTED BY LAW, ALL SUCH WARRANTIES SHALL BE LIMITED TO THE DURATION OF THE EXPRESS WARRANTY AND TO THE REPLACEMENT SERVICE AS DETERMINED BY VTECH IN ITS SOLE DISCRETION.

To the extent permitted by law, VTech will not be responsible for direct, special, incidental or consequential damages resulting from any breach of Warranty.

This Warranty is not intended to persons or entities outside the United States of America. Any disputes resulting from this Warranty shall be subject to the final and conclusive determination of VTech.

**Visit our website for more
information about our products,
downloads, resources and more.**

vtechkids.com

